

**Forestry: Environmental Savior  
or Scourge?**  
**West Virginia University's Student Response to  
"Forestry as it Affects the Individual: An Opinion Survey"**

By

**Karen G. Cox**

RESEARCH PAPER 2001-21

*2000-2001 Undergraduate Research Fellow*  
Regional Research Institute and Division of Forestry  
West Virginia University  
Morgantown, WV 26506

*Mentor: James Armstrong, Ph.D.*  
Professor of Forestry  
West Virginia University

August 2001

**Abstract:** This survey gathered opinions of West Virginia University students regarding the forest industry as well as what factors most influenced those opinions. The most important aspects of forestry determined in the ranking process, and their regional distribution help focus the directions of public relations and educational campaigns. By comparing this study to preceding studies from other areas, we can ascertain whether current educational programs are affecting the public's opinions.

**Acknowledgements:** This project was supported by funds provided by the Regional Research Institute of West Virginia University, a program supported by the National Science Foundation. Dr. James P. Armstrong, wood industries professor at West Virginia University, provided assistance in researching and executing the survey. Mr. Jim Noonan, masters in applied social research, provided statistical assistance. The teachers of WVU who allowed the survey to be conducted during their class time deserve special thanks, Professors: Petty, Warner, Guffery, Saab, Simmons, and Thweatt, Thank you. I would also like to thank the Deans and Assistant Deans of the participating colleges, and Lilo Ast of the IRB for their assistance. A great thanks also goes to my husband Darrin for his continued support throughout this project.

## Table of Contents

|  | Page |
|--|------|
| Introduction.....                              | 1    |
| Survey Design.....                             | 2    |
| Limitations .....                              | 4    |
| Results.....                                   | 5    |
| Conclusion .....                               | 16   |
| Afterthoughts .....                            | 17   |
| Bibliography .....                             | 19   |
| Appendix 1 – Survey .....                      | 21   |
| Appendix 2 - Numerical Survey Results .....    | 24   |
| Appendix 3 – Additional Student Comments ..... | 43   |

## **Introduction**

“Forestry as it Affects the Individual: An Opinion Survey” was conducted in April 2001 at West Virginia University (WVU). The survey’s purpose was to gather opinions of students regarding the forest industry. The survey’s objective was to ascertain actual opinions and observe any regional differences of opinion occurring within the student population.

By surveying the views of college students at West Virginia University, we expect to gain a better awareness of their actual opinions. Thus allowing the determination of the most important aspects of forestry to this population. This information can help foresters and the forest industry to achieve what President Roosevelt and Gifford Pinchot originally set out to achieve in 1905, “to provide the greatest good to the greatest number of people for the greatest amount of time.” Creating a balanced management scheme requires our knowing the public’s true goals and desires.

This study attempts to build upon the survey conducted by Dr. Jim Bowyer, of the University of Minnesota, which determined that students were misinformed regarding forestry allowing negative opinions of the forestry industry to fester (Bowyer, 1999). While his survey guidelines required that no participants had taken “college-level courses dealing with either forestry or environmental issues,” in *Facts vs. Perception*, Bowyer emphasizes education as the key to enhance understanding of forest issues. This survey attempts to examine if education is effective in altering students’ perceptions by inquiring how their perceptions have changed since coming to college.

The regional aspect of the survey attempts to determine whether Douglas MacCleery (1999) is correct in suggesting that city populations have become detached from the land aspects of forestry, thus creating confrontation. By connecting the students' responses to their population background we achieve a better understanding of why students maintain their specific opinions.

### **Survey Design**

The survey [Appendix 1] consists of questions focusing on the ideas and perceptions of the students. The questions attempt to establish how people feel about different forestry topics and forestry in general. Some questions gauge the knowledge that participants have regarding the industry by using specific terminology such as "high grading" and "carbon sequestration." Question types vary between yes/no, rating, and short answer. The survey contains 19 questions. Students were given approximately 15 minutes to complete the survey.

West Virginia University students received the survey in April 2001. A random sample of classes, dependant on teacher cooperation, was chosen from the spring course listing. Two, ten-sided dice were thrown 3 times and the total of each roll added. This number was then counted in the course listing, counting each different class as one. The dice were rolled a second time and that number counted within the class sections to decide which section of the class was to be surveyed, if that situation arose.

The following classes were surveyed (course reference number): CHEM 12, Survey of Chemistry (10203), EDUC 214, Promoting Creative Expression – Elementary Classroom (13074), GEOG 215, Environmental Systems Geology (14994), IMSE 260,

Human Factors Engineering (11673), WMAN 191K, Forest Limnology (13531), COMM12, Human Communication - Inter-present Context (10358), and COMM14, Human Communication - Public Communication (10366). The students in these classes comprise the population of this study.

In accordance to the policies set forth to protect human subjects by the Institutional Review Board of WVU, the answers were combined in Excel and sorted by zip code before any analysis was done to maintain anonymity among respondents. The students were informed of the purpose and objective of the study and that they were not required to answer all or any questions as the survey was completely voluntary. The students were also informed that their responses and/or participation would in no way affect their class standing or grade.

To fulfill statistical requirements, 393 students of the total WVU population of 22,315 (fall 2000) were needed to complete surveys. The following equation was used to determine the quantity of surveys needed to obtain a population representative of WVU's student opinions within 95% of their true values.

$$n = N * pq / N * D + pq$$

$$D = b^2$$

$$p = 0.5$$

$$b = 0.05 \text{ (95\% confidence) level of error allowable}$$

$$N = \text{total population}$$

$$q = 1 - p$$

Approximately 600 surveys were distributed to account for blanks and absent students. A total of 403 surveys were completed and included in the database. This survey does not exclude those studying environmental majors, as they are becoming a larger part of the general population, however it does not focus on them either.

I distributed surveys to students during times set up by the professors. Collection of the surveys directly followed their completion. Students placed completed and extra or blank surveys in an envelope, which was passed around to insure their responses were kept confidential. The surveys were then combined as I entered them into Excel.

Division of the data into five categories symbolizes population differences. The five categories include large city (over 500,000), medium city (25,001-50,000) small city (10,001-25,000), large town (2,501-10,000), small town (under 2,500). The U.S. Census website, [www.census.gov](http://www.census.gov), was used to determine population size using the name of the town. If the name of the town was not present in their listing the zip code was used.

The ranked response questions were analyzed by weighting the results. The most important or valued choice received a ranking of 5 while the lowest value or importance factor received a value of 1. The number of applicable answers received for that particular question determined the value of “n” used in statistical analyses.

### **Limitations**

The setup of this survey prevents it from forming a pro/con data set. This survey was not designed to determine what is right and wrong with the forestry industry but to obtain the opinions of the students of WVU. The design gives a ranked importance of various aspects and resources that the forests provide. The survey also produced an idea of what students perceive forest management to be and who governs it.

This is a regional survey of the students who attend WVU. College students typically represent a more educated public. Typically, the majority of college students come from educated families of medium to high incomes. The population of WVU

students slightly broadens this range with a higher quantity of first generation students from lower income families. Also, most college students are in their late teens and early twenties, are unmarried, and without children. This further differentiates their responses from the general public. Thus the results only represent the opinions of the students at WVU and not those of the general public.

The sizes within the sample populations represent the WVU student body however they may present biased results. The large city grouping represents cities having greater than 50,000 residents yet it only consists of 37 students. It should be noted that the results for the large city sample size might be skewed due to the low number of students within that population set.

The possibility exists that the same student took the survey twice. If he or she attended more than one class surveyed there is no guarantee that they did not fill out the survey again. To help alleviate this problem I requested as the surveys were distributed that no student who had already taken the survey take it again.

## **Results**

The key question in this survey asked whether or not forests should be managed. Nearly every student, 92.3%, responded in support of forest management, only 0.7% responded against management. We could assume that this is a positive thing for the forest industry, but what does it really say? The students' definition or perception of forest management is the key here. The aspects, which students believe comprise forest management, may not be those expected.

These student's feelings may reflect how they feel management affects the forest. Keeping in mind their perceptions on the affects of different activities on the forests may lead us to a greater understanding of why they chose certain elements in their definition of forest management. Figure 1 starts us off by showing an extremely positive outlook for management's affects on the forest. However it bodes poorly for their opinion on specific aspects of management such as road building and clear cutting.

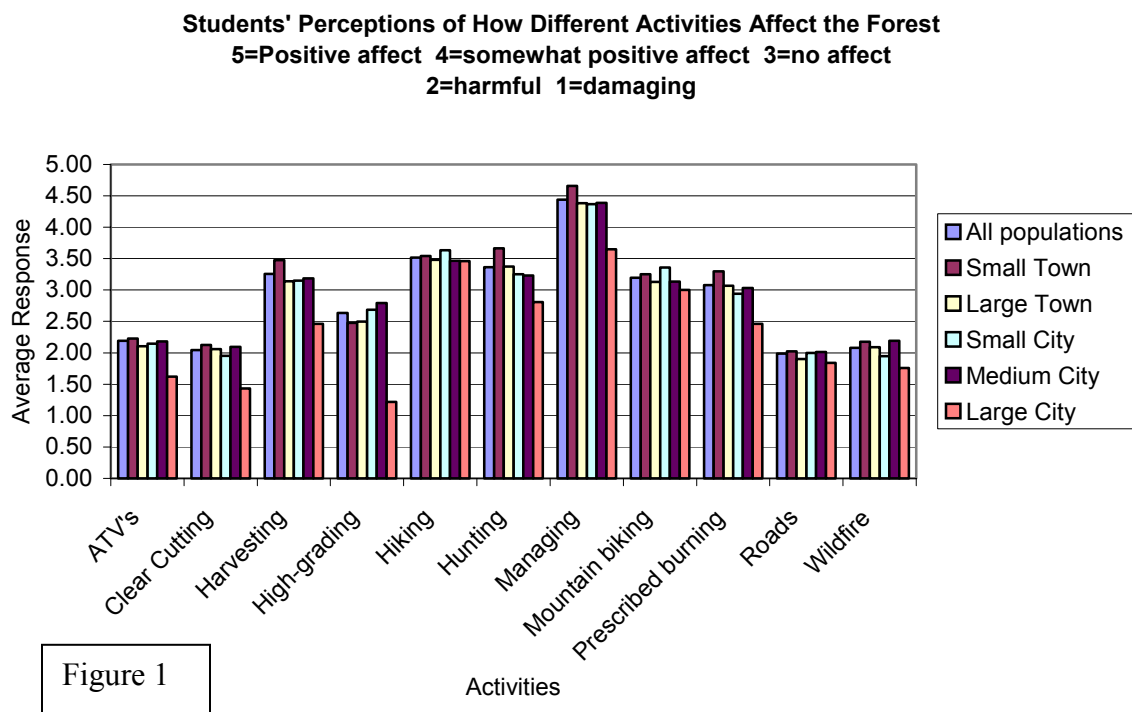


Figure 1

People involved with the forest industry have an understanding that forest management focuses on producing timber to fulfill the world's demands for wood products. When discussed among members of the forest industry that is the assumed definition. However when professionals converse with the public some tend to forget that the assumed definitions may differ. In fact, it often does.

Only 55.6% of the students surveyed marked that growing trees for timber is a factor in forest management. The majority of responses defined forest management as including support of wildlife habitats, ecological supervision, and governing parks. These three things are all included in forest management, but are not its main objective.

Most members of the forest industry who deal with the public focus their communication strategy to incorporate multiple use management. They talk about what measures have been done to protect wildlife habitat, recreational areas, and an ecological balance. Timbering is rarely discussed because we assume the public doesn't want to hear it. We assume that the negative image created by mistakes of the past will overlay any good that we may be doing and thus the issue is avoided by presenting the more user friendly aspects of forest management.

By addressing the public in such a manner we may be self defeating. Dr. Jean Mater supports this in *Reinventing the Forest Industry* (1997). Question 11's results revealed how this stance is erred. While 75.5% of the students believe that wildlife is a very important forest resource, only 34.5% believe wood products fall in the same importance category and 27.0% believe paper does. Figure 2 shows more details of their values.

Students' Perceptions of the Importance of Forest Resources  
 5=very important 4=somewhat important 3=important  
 2=not very important 1=not at all important

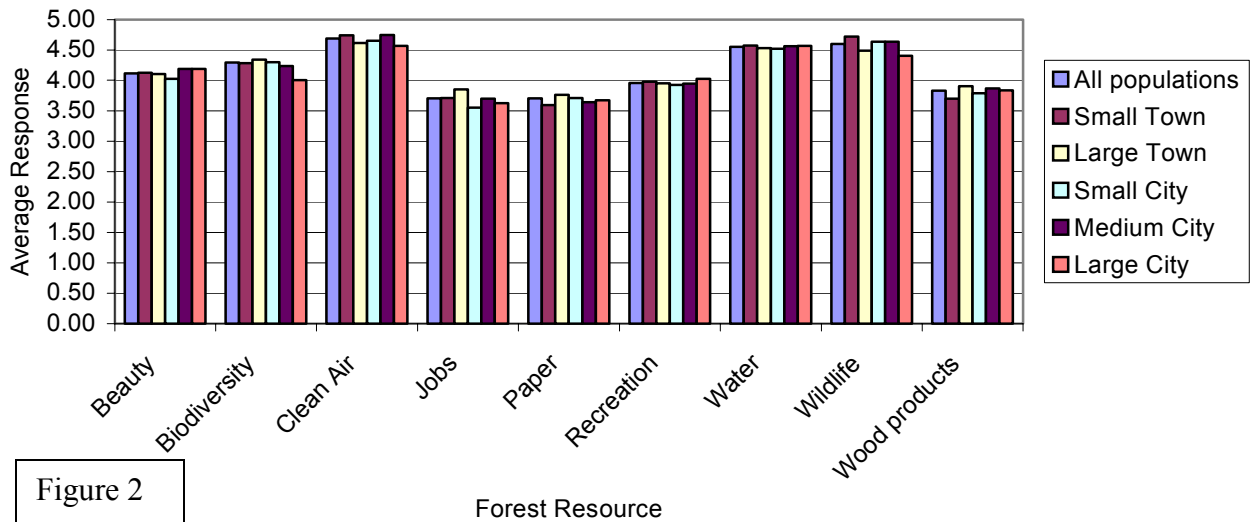
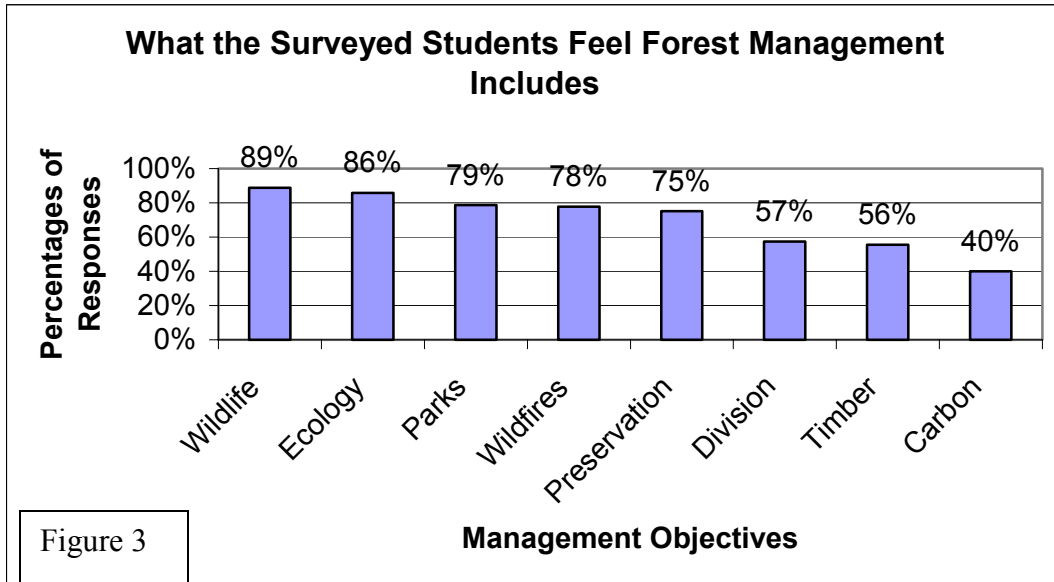


Figure 2

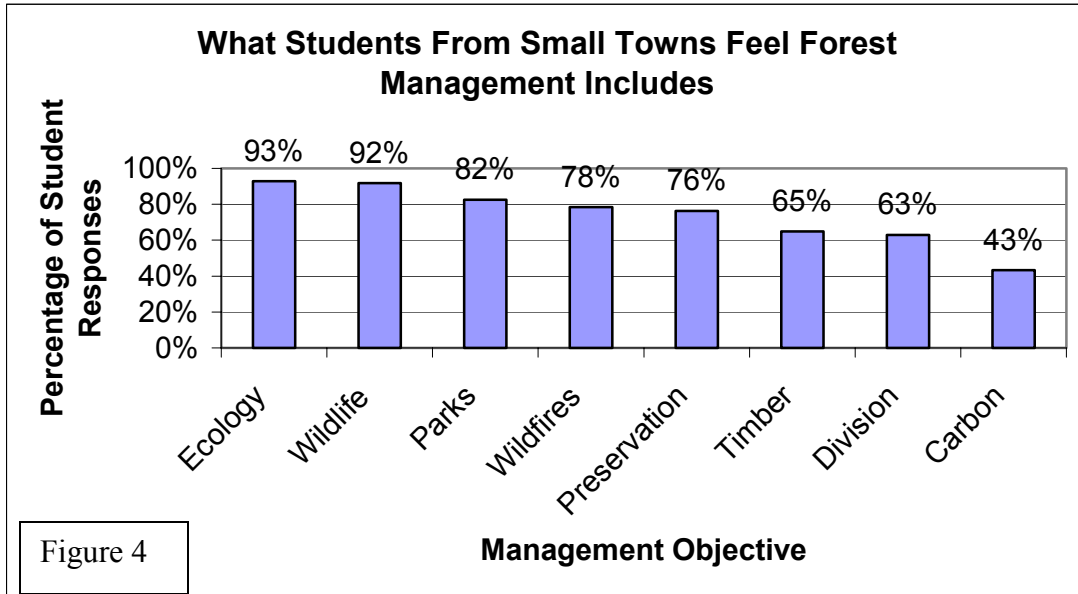
In a bigger picture however, the combined importance values from the top three categories (very important, somewhat important, and important) show a closer race between wildlife, wood products and paper. Wood products exhibit only 7.6% less at 88.9% than wildlife at 96.5%, and paper only 10.2% less at 86.3%. I mention only these three attributes as they typically produce the greatest conflict. These students' feel both wildlife and forest products are important factors and one aspect does not dominate the playing field.

These opinions offer even more information when examined regionally. In a detailed look at the perceived definition of forestry we see differences between the population groups. In the overall population, students most frequently marked supporting wildlife habitats as part of forest management. Figure 3 illustrates the perceptions of all the students. Wildlife, ecology, and parks were the most frequent aspects of forest management. Wildfires and preservation maintained similarly sized sections. Carbon

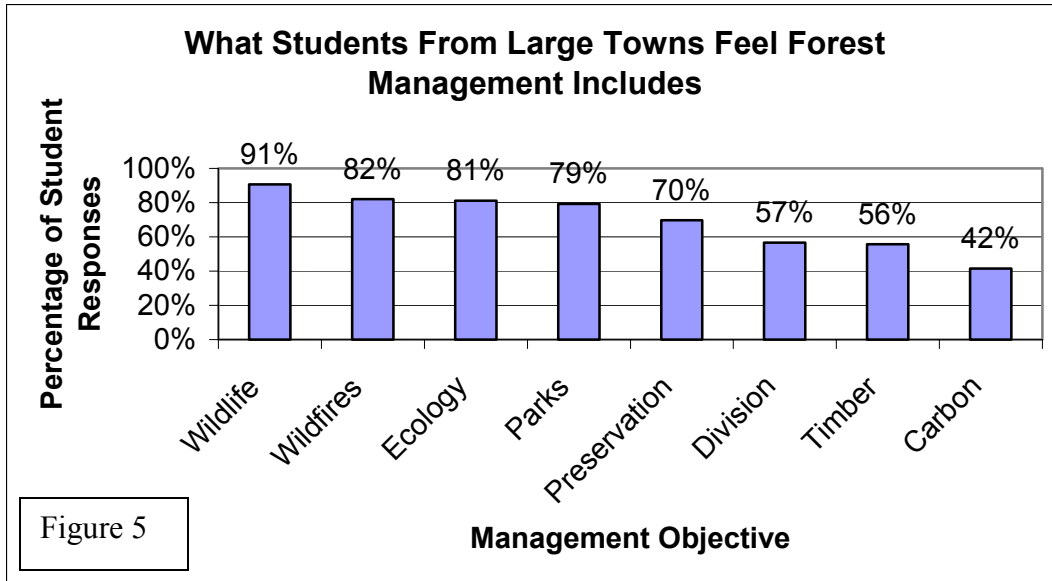
sequestration fell last, just behind timber, possibly indicating a lack of understanding of the concept.



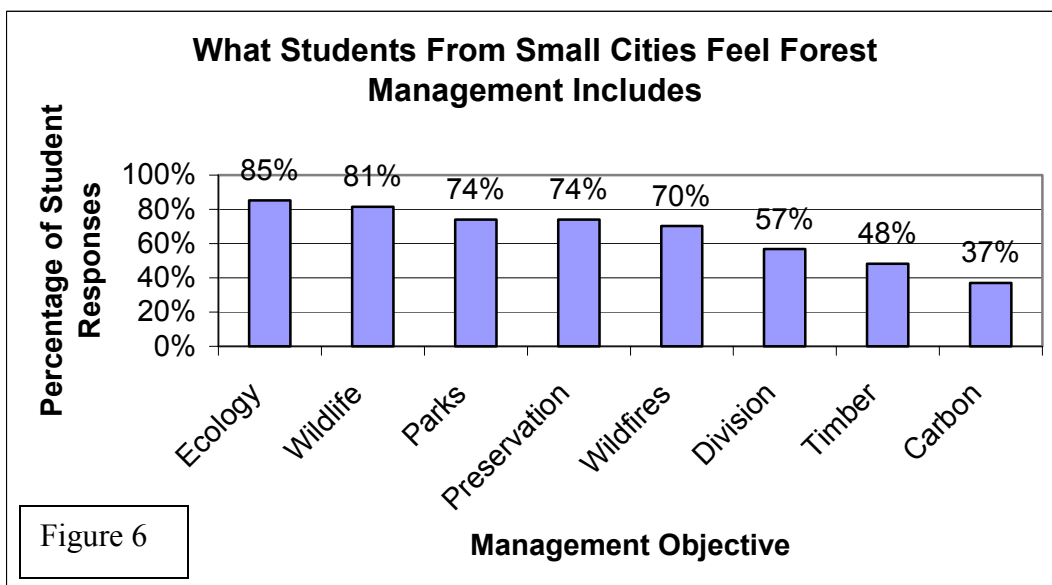
Students in small towns chose ecological supervision of forested lands over all other choices. In fact this group exhibited the highest response rate for any of the populations. Figure 4 helps to compare their perceptions. The largest change from the overall population is seen in the place change of ecology and wildlife. Also notable is the larger size and higher rating of the timber category.



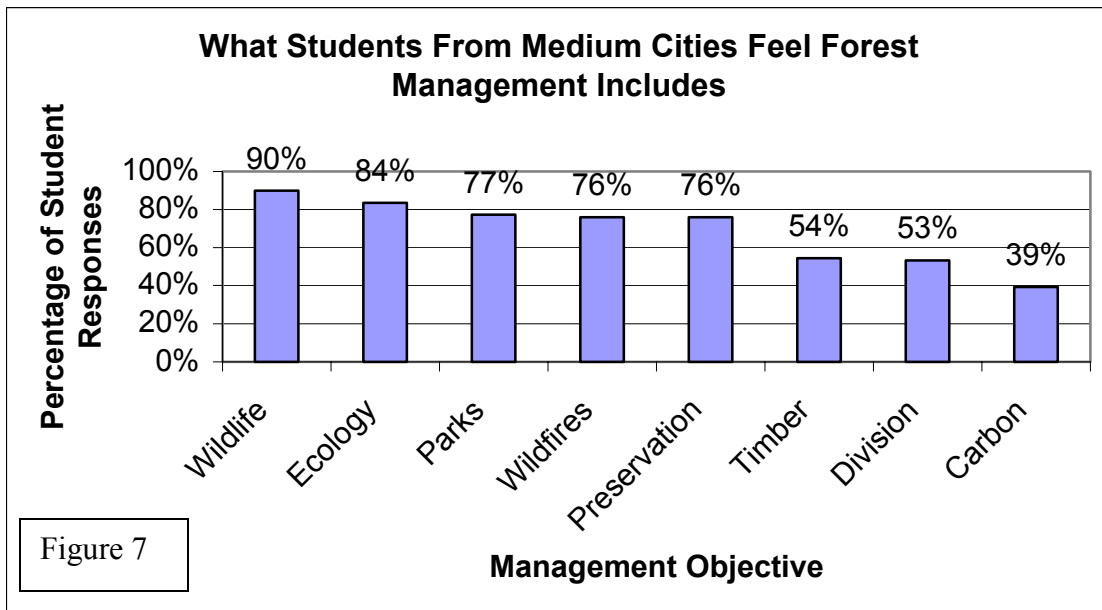
Student responses from large town backgrounds chose supporting wildlife habitats most often, as seen in Figure 5. The data from this population group differs from the overall population mainly by its classification of the importance of wildfire protection. While wildfires filled the news last summer accounting for increased awareness, this is the only group to rate wildfires above 4<sup>th</sup> place. No supporting data from the survey can account for the difference in this population group. Otherwise the ranking of categories is similar in order and size to the overall population.



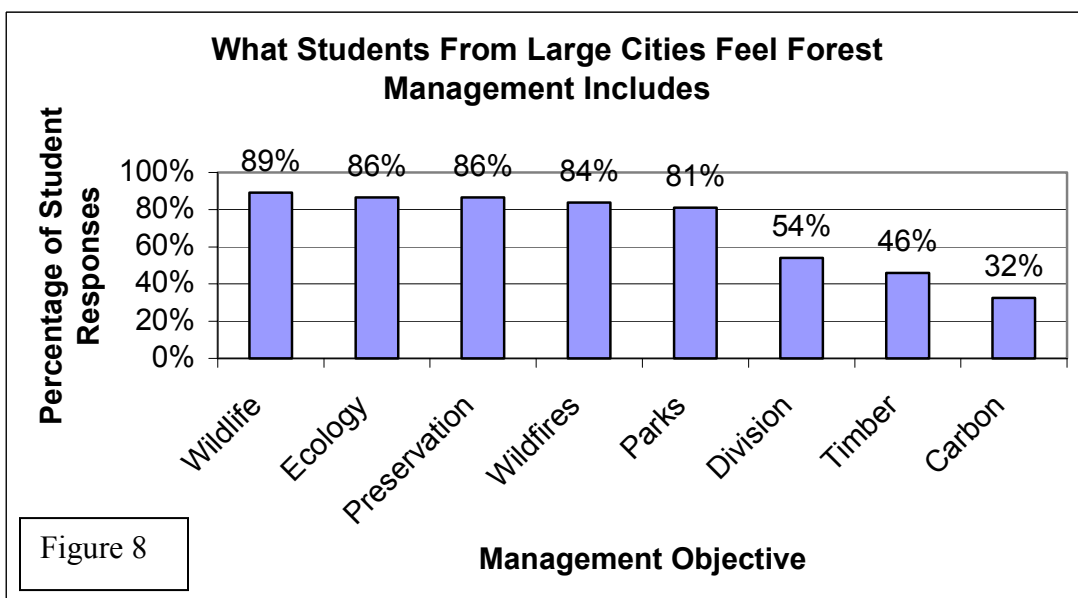
Ecological supervision of forested lands rose back to first place in small cities similar to small towns. The small city population voted least often in wildlife, parks and wildfires. The most important observation in the small city population graph, Figure 6, is that they are the only group besides large city to place preservation above wildfires, a drastic difference from the preceding population size.



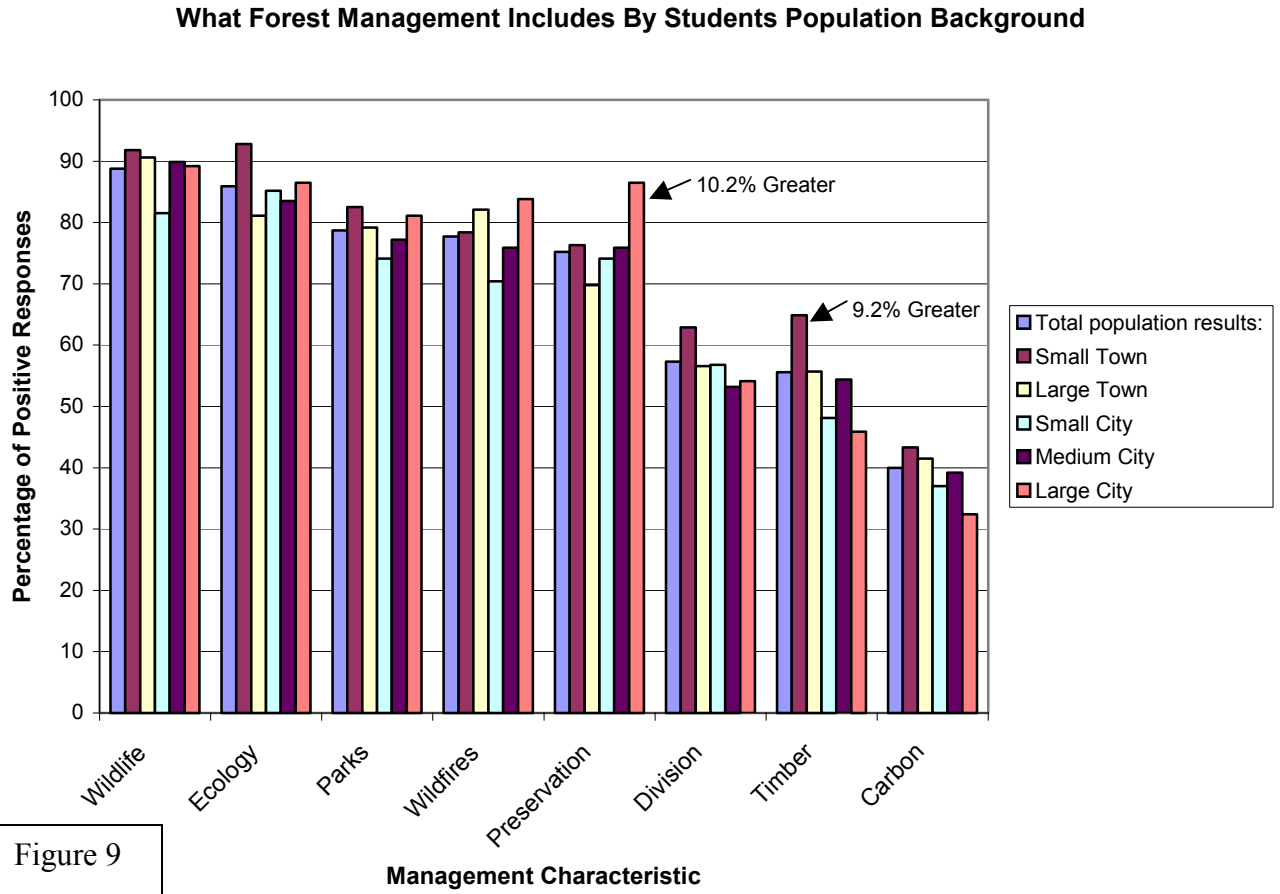
Students from medium sized cities most frequently selected supporting wildlife habitats followed by ecological supervision of forested lands. Although timber's ranking is higher than that of small cities, Figure 7 shows that it is still lower than the first three categories.



Students attending WVU who have backgrounds in large cities show the same basic ideas but with more emphasis on preservation as seen in Figure 8.



The following chart, Figure 9, shows an overall comparison of the population groups and their opinions. It allows us to reflect on the major differences between the population groups.



From the above information we can observe that the most obvious difference lies in the opinions of small towns (populations <2,500) and large cities (populations >50,000). When defining what they felt forest management included both responded that wildlife and ecology were most important, yet major differences lie in preservation and timber. Students with large city backgrounds responded more frequently than any other group, next highest being small towns, to preservation in forest management by 10.2%.

Students from small towns responded highest in timber than any other group by 9.2%, 19% greater than the response rate of large cities.

These differences may indicate the small town's direct exposure to the industry. It could also be representative of the detachment from land issues in large cities. It may help us to look at the percentage of students who have taken forestry related classes or feel that their opinion has changed since coming to college. Since these two groups showed the greatest diversity in their definition of forest management we will focus on them.

From question 15, 29.9% of students from small town populations responded that their opinion of the forest industry has changed positively, and 18.9% of students from large cities noted a positive change, an 11% difference. This corresponds to the number of students from each group who have taken 3 or more classes directly relating to forestry. Of the small town population 12.4% of students marked this selection, in the large city population only 2.7% of students responded in this manner, a difference of 9.7%. A greater variance is shown in the 1 or 2 forestry classes' category. The two groups differed by 13.9%, with small town students responding more frequently. While no direct correlation has been done between the two questions, the differences in educational exposure to forestry issues and facts may attribute to the students positive change in attitude.

Question 13 addresses influences on the student's opinions. Student's rated which media or other devices most affected their attitude on forestry and the forest industry. Nature programs received the most agreed upon vote of importance, followed by friends. The least affective devices were brochures and government agencies.

Students' Influences Regarding Their Attitudes of Forestry and the Forest Industry  
 5=very influential 4=somewhat influential 3=important  
 2=not very influential 1=not influential

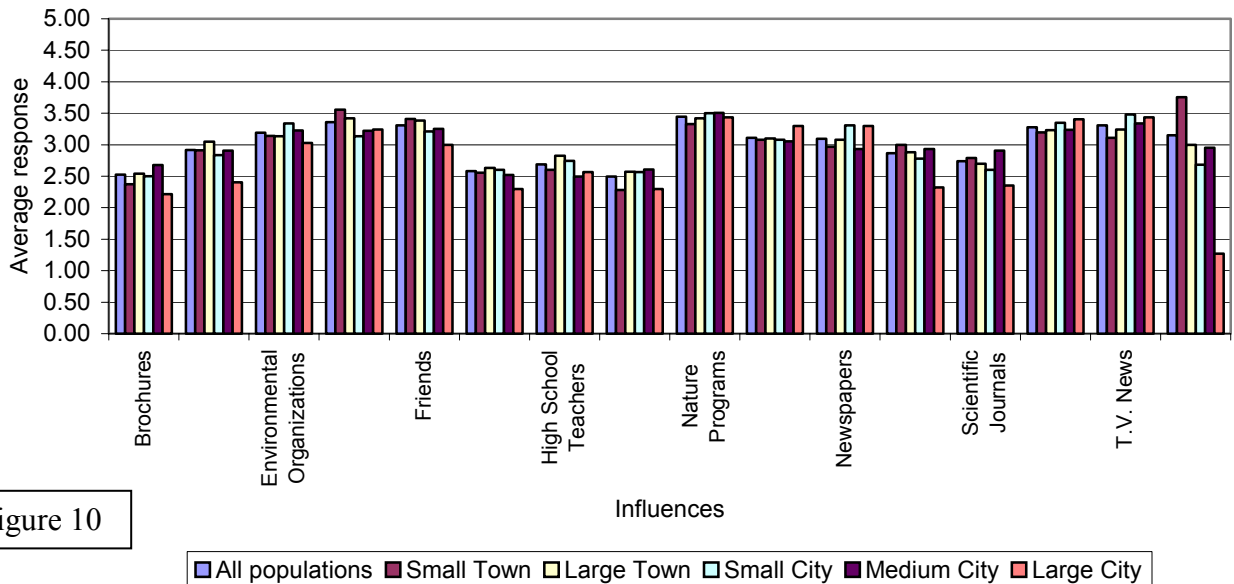


Figure 10

Locality did not seem to have a great affect on the students’ influences, as seen in Figure 10. The only large difference was seen in the influence of television between large cities and small towns, large cities having a significantly lower influence.

Very few students indicated a negative change in their opinion of the forestry industry since coming to college. In fact only 3.7% of the overall population indicated so. This may indicate that education helps students to understand issues in the forest industry and create a broader understanding of forestry in general.

Question 18 directly asks the students about their overall opinion of forestry. While only 5.5% of the overall population responded with an excellent opinion, 25.3% responded that they had a good opinion. Again, 25.3% responded with an OK opinion of the forestry industry. A slightly higher percentage of 26.3% of students marked that the forestry industry could improve. Out of all the responses only 2.5% of the students responded with a bad opinion, less even of those who had no opinion (15.1%). In general

this is good news for an industry that receives a lot of bad press and has assumed that the public generally disapproves of their activities. Figure 11 compares regional variances between opinions. With this graph it is easy to see that on average, students feel the forestry industry is OK (3). Only a slight variation is seen between the medium and larger city's responses with the rest of the population groups.

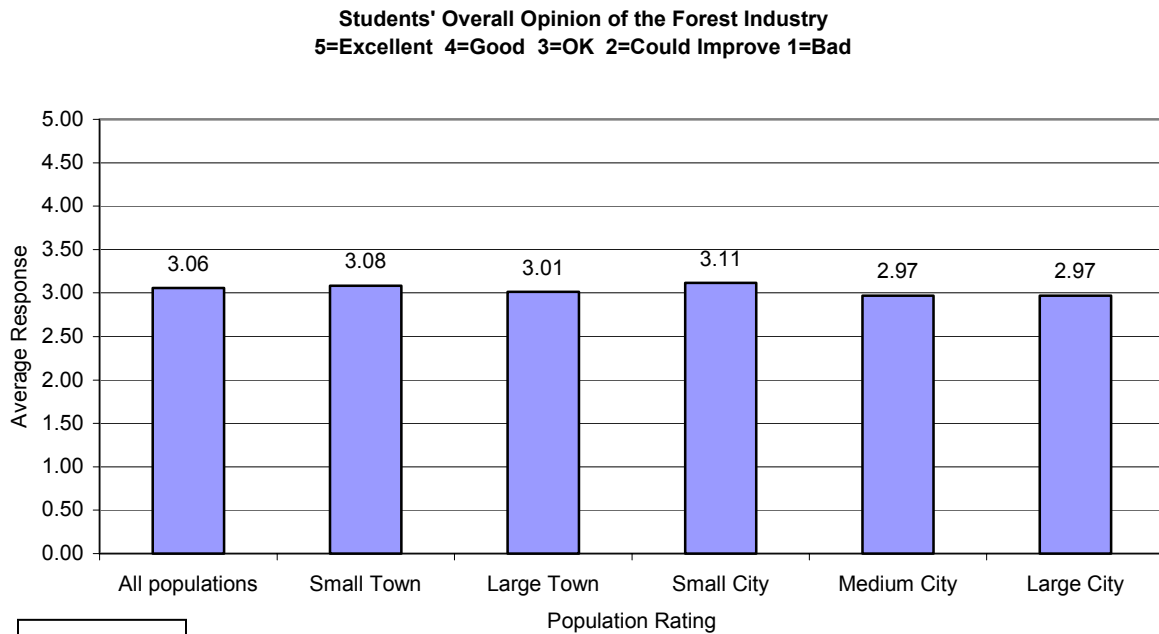


Figure 11

### Conclusion

This study helps to paint a better picture for the forestry industry. It shows that the students of WVU hold a higher opinion than that previously believed. Although it shows higher values for aspects other than timber or wood products it shows that the students understand the need and importance of them. The predicted result of large cities valuing preservation is evident as is the increased value of timber to small towns.

The most valuable lesson this survey teaches us is to understand that different backgrounds lead to different opinions and perceptions. It is important to remember when addressing those not involved with the forest industry that they might not have the same definition or understanding. It is important to continue educating people with the big picture of forest management while remembering to teach timber management as an important part of forest management.

All population groups except small towns and small cities chose supporting wildlife habitats most often in defining forest management. Although ecological supervision ranked higher with these two groups, wildlife was a close second. The consistency of this choice suggests that the students surveyed consider wildlife to be a high priority for forest management. With ecology being the following choice it suggests that the students feel forest management should protect ecosystems and keep the forests healthy and teeming with life.

We must be careful however in assuming that these results mean that wildlife and ecology are the most important values of the students. Similarly, we cannot assume that carbon sequestration's last place ranking by each group means that it isn't important to them. Many of the students simply may not be familiar with the term and thus didn't select it as an important factor.

### **Afterthoughts**

Although some questions were answered by this survey, many more arose. Students noted that their opinions had changed in a positive manner since they arrived at WVU. What made their opinions change? It would also be interesting to determine why

their opinions were poor to begin with. Other questions circle around questions 9 and 10. Many students supported plantation forestry. Yet, I wonder if they understand what plantation forestry is. It would be interesting to compare students' opinions in questions 9 and 10 with their opinions regarding clear cutting in question 12.

## **Bibliography**

- Alden, Diane (Oct. 2<sup>nd</sup>). "The Final Solution: CARA Compromise" [online]. <http://www.newsmax.com>.
- Bayles, David (August 15, 2000). The Register-Guard. "Commentary: Put forests, wildlife on road to recovery" [online]. Available: <http://www.registerguard.com>.
- Bowyer, Jim (1999). University of Minnesota. "Facts vs. Perception" [online]. Available: <http://www.evergreenmagazine.com/news/forestfacts/Bowyer'sfactsvsperception.html>
- Bratkovich, Stephen. "Green Certification: The pros and cons of green certification of forest products are being discusses as industry gets a grip on what it means" [online]. Available: <http://www.willow.ncfes.unm.edu/Steve/grncert/html>.
- Defining and Researching Report Problems [online]. Available: <http://www.hcob.wmich.edu/bis/faculty/bowman/rptdef.htm>.
- Hansen, Eric and Steven Bratkovich. "Forest Certification in the Northeast and Midwest" [online]. Available: <http://willow.ncfes.unm.edu/pubs/forestprod/greencert/greencert.htm>.
- Houston, Archester Ph.D. Office of the Under Secretary of the Navy. Survey Handbook [online]. Available: <http://www.balancedscorecard.org/files/surveyhb.pdf>.
- Kintigh, Bob (Aug 8<sup>th</sup>, 00). The Register-Guard. "Commentary: National forests belong to all of us" [online]. Available: <http://www.registerguard.com>
- Kleissler, Jim (April 13, 1999). "Bi-Partisan Bill Will Protect America's Natural Heritage: National Legislation will provide Jobs and Restoration for Allegheny National Forest" [online]. Available: [http://www.alleghenydefense.org/forest\\_watch/NFRPA\\_reintroduction.htm](http://www.alleghenydefense.org/forest_watch/NFRPA_reintroduction.htm).
- MacCleery, Douglas W. "Is the Shift to "Ecological Sustainability" or Ecosystem Management on U.S. Public Lands Merely a Sophisticated "NIMBYism" Masquerading as a "Paradigm Shift"? Or Aldo Leopold's Land Ethic: Is it Only a Half Loaf Unless a Consumption Ethic Accompanies It?" EcoWatch 1999[online]. Available: [http://www.fs.fed.us/eco/eco-watch/consumption\\_ethics2.html](http://www.fs.fed.us/eco/eco-watch/consumption_ethics2.html)
- Mater, Jean. Reinventing the Forest Industry. Wilsonville, Oregon: Green Tree Press, 1997.
- Moore, Patrick. Green Spirit: Trees are the Answer. Vancouver, BC, Canada: Greenspirit Enterprises Ltd., 2000.
- National Forest Protection Alliance. "The Effects of Deforestation" [online]. Available: <http://www.forestadvocate.org/case/deforestation.htm>.

Power, Thomas Michael (August 20, 2000). Seattle Post-Intelligencer. "Fire a danger in clear cuts too" [online]. Available: <http://seattlep-i.nwsourc.com/opinion/fireop.shtml>.

Wedeking, Lorene. The Graduate School of America. "Designing Survey Questions" [online]. Available: <http://www.tgsa.edu/online/cybrary/lwedekin.html>.

West Virginia Forestry Association. The Fundamental Facts of West Virginia Forestry.

Yerkes, Rita and Kathy Haras (Oct. 97). ERIC Clearinghouse on Rural Education and small Schools. "Outdoor Education and Environmental Responsibility" [online]. Available: <http://www.ael.org/eric/digests/edorc976.htm>.

## Forestry as it Affects the Individual

*The purpose of this study is to discover real impressions and opinions that college students hold regarding forestry in America. It is an independent research project with assistance from the Regional Research Institute. The results of this survey will help the forestry community to understand what the public feels is important, and what factors should be considered first and foremost. This should take approximately five to ten minutes to complete. I ask that you be honest in your responses as your answers are confidential and will be combined with others. Collected data will be reported in a final paper this summer, and will be available at the Regional Research Institute on West Virginia University's campus. Thank you for your time and cooperation.*

1 State your hometown (where you have spent most of your life). Include City, State, and Zip:

\_\_\_\_\_

2 Is your hometown in the largest city of your county? Yes\_\_\_ (Skip to 3) No \_\_\_

If no, is it adjacent to or near the largest city in your county? Yes\_\_\_ No\_\_\_

3 What do you feel forest management includes? (Mark all that apply.)

- |  |  |
|--|--|
| <input type="radio"/> Protecting forests from wildfires        | <input type="radio"/> Setting aside lands for preservation     |
| <input type="radio"/> Growing trees for timber                 | <input type="radio"/> Supporting wildlife habitats             |
| <input type="radio"/> Ecological supervision of forested lands | <input type="radio"/> Dividing of forest land for specific use |
| <input type="radio"/> Protecting park areas from misuse        | <input type="radio"/> Other _____                              |
| <input type="radio"/> A way of monitoring carbon sequestration | <input type="radio"/> Don't know                               |

4 Should forests be managed?

- |                           |                                      |
|---------------------------|--------------------------------------|
| <input type="radio"/> Yes | <input type="radio"/> Don't know     |
| <input type="radio"/> No  | <input type="radio"/> Not interested |

5 Who should be responsible for forest management? (Mark all that apply.)

- |   |   |
|---|---|
| <input type="radio"/> Government          | <input type="radio"/> Public                  |
| <input type="radio"/> Industry            | <input type="radio"/> Special interest groups |
| <input type="radio"/> Scientists          | <input type="radio"/> All of the above        |
| <input type="radio"/> Private land owners | <input type="radio"/> None of the above       |
| <input type="radio"/> Other _____         | <input type="radio"/> Don't know              |

6 Name the two features of forests most important to you.

\_\_\_\_\_

7 Who makes up the forest industry? (Mark all that apply.)

- |  |   |
|--|---|
| <input type="radio"/> Government organizations | <input type="radio"/> Other _____       |
| <input type="radio"/> Park Service             | <input type="radio"/> Lumber companies  |
| <input type="radio"/> Private industry         | <input type="radio"/> None of the above |
| <input type="radio"/> State/Federal foresters  | <input type="radio"/> All of the above  |
| <input type="radio"/> Private land owners      | <input type="radio"/> Don't know        |



|                             |   |   |   |   |   |   |
|-----------------------------|---|---|---|---|---|---|
| Environmental organizations | 1 | 2 | 3 | 4 | 5 | X |
| Family                      | 1 | 2 | 3 | 4 | 5 | X |
| Friends                     | 1 | 2 | 3 | 4 | 5 | X |
| Government agencies         | 1 | 2 | 3 | 4 | 5 | X |
| High School Teachers        | 1 | 2 | 3 | 4 | 5 | X |
| Internet                    | 1 | 2 | 3 | 4 | 5 | X |
| Nature programs             | 1 | 2 | 3 | 4 | 5 | X |
| News magazines              | 1 | 2 | 3 | 4 | 5 | X |
| Newspapers                  | 1 | 2 | 3 | 4 | 5 | X |
| Scientific journals         | 1 | 2 | 3 | 4 | 5 | X |
| Special interest magazines  | 1 | 2 | 3 | 4 | 5 | X |
| T.V. news                   | 1 | 2 | 3 | 4 | 5 | X |
| Television                  | 1 | 2 | 3 | 4 | 5 | X |
| Other                       | 1 | 2 | 3 | 4 | 5 | X |

14 How has your knowledge of environmental issues changed since coming to college?

- Increased (Continue to 15)
- Decreased (Continue to 15)
- Hasn't changed (Skip to 16)

15 How has your opinion regarding the forest industry changed since starting college?

- Positively
- Negatively
- Hasn't changed

16 Have you ever taken a course directly related to forestry (forest ecology, forest biology, forest management, etc.)?

- None
- One or two
- Three or more

17 If no, would you like to?

- Yes
- No

18 What is your overall opinion of the forest industry?

|           |      |    |               |     |                |
|-----------|------|----|---------------|-----|----------------|
| Excellent | Good | OK | Could improve | Bad | Don't have one |
| 1         | 2    | 3  | 4             | 5   | X              |

19 Please provide any additional comments you may have.

---



---

**Thank you for your time and cooperation.**

## Response Key for Interpreting Survey Results

## General Questions

- 1 response given or scale
- 2 scale
- 3 scale
- 4 scale
- 5 scale
- 7 no response
- 8 don't know
- 9 not interested / no opinion

## Q3I Response key

- 6 recreation
- 2 sustainable yields/ protecting resources for tomorrow
- 3 landowner objectives (development?)
- 4 medicinal herbs/ attract clouds
- 5 making tree huggers happy
- 7 growing "trees"
- 8 sustaining forest health

## Q6 Response key – Interpretation may introduce bias in the results.

- 1 wildlife
- 2 timber/ natural resources (water, soil)
- 3 aesthetics/trees (quality of life)
- 4 ecosystem/diversity (plants, flowers, natural areas, medicines, transpiration)
- 5 Hunting (fishing)
- 6 Recreation (rocks, people)
- 7 Jobs
- 9 Air / pollution (clean water, global warming)

## Q5e Response key

- 2 local govt
- 3 WV DOF
- 4 professionals/foresters
- 5 individuals/everyone
- 6 independent govt department
- 7 wildlife conservation

## Q7F Response key

- 2 Special interest groups
- 3 Wood products companies
- 4 DNR
- 5 consultants

## Q13p Response key

- 6 Personal experience / interest, mom, SAF, direct contact

All Population Sizes

| Code | Q1C | Q2  | Q3A | Q3B | Q3C | Q3D | Q3E | Q3F | Q3G | Q3H | Q3I | Q3J | Q4  | Q5A | Q5B | Q5C |
|------|-----|-----|-----|-----|-----|-----|-----|-----|-----|-----|-----|-----|-----|-----|-----|-----|
| 0    | 3   | 0   | 90  | 179 | 57  | 86  | 242 | 100 | 45  | 172 | 384 | 385 | 0   | 77  | 188 | 189 |
| 1    | 97  | 198 | 313 | 224 | 346 | 317 | 161 | 303 | 358 | 231 | 7   | 0   | 372 | 326 | 215 | 214 |
| 2    | 106 | 159 | 0   | 0   | 0   | 0   | 0   | 0   | 0   | 0   | 2   | 0   | 3   | 0   | 0   | 0   |
| 3    | 81  | 43  | 0   | 0   | 0   | 0   | 0   | 0   | 0   | 0   | 2   | 0   | 0   | 0   | 0   | 0   |
| 4    | 79  | 0   | 0   | 0   | 0   | 0   | 0   | 0   | 0   | 0   | 0   | 0   | 0   | 0   | 0   | 0   |
| 5    | 19  | 0   | 0   | 0   | 0   | 0   | 0   | 0   | 0   | 0   | 1   | 0   | 0   | 0   | 0   | 0   |
| 6    | 5   | 0   | 0   | 0   | 0   | 0   | 0   | 0   | 0   | 0   | 5   | 0   | 0   | 0   | 0   | 0   |
| 7    | 10  | 3   | 0   | 0   | 0   | 0   | 0   | 0   | 0   | 0   | 1   | 0   | 0   | 0   | 0   | 0   |
| 8    | 2   | 0   | 0   | 0   | 0   | 0   | 0   | 0   | 0   | 0   | 1   | 18  | 24  | 0   | 0   | 0   |
| 9    | 1   | 0   | 0   | 0   | 0   | 0   | 0   | 0   | 0   | 0   | 0   | 0   | 4   | 0   | 0   | 0   |
| Sum  | 403 | 403 | 403 | 403 | 403 | 403 | 403 | 403 | 403 | 403 | 403 | 403 | 403 | 403 | 403 | 403 |

| Code | Q5D | Q5E | Q5F | Q5G | Q5H | Q5I | Q5J | Q6A | Q6B | Q7A | Q7B | Q7C | Q7D | Q7E | Q7F | Q7G |
|------|-----|-----|-----|-----|-----|-----|-----|-----|-----|-----|-----|-----|-----|-----|-----|-----|
| 0    | 151 | 389 | 160 | 180 | 270 | 402 | 376 | 0   | 0   | 114 | 89  | 167 | 89  | 162 | 396 | 161 |
| 1    | 252 | 3   | 243 | 223 | 133 | 1   | 0   | 112 | 101 | 289 | 314 | 236 | 314 | 241 | 2   | 242 |
| 2    | 0   | 1   | 0   | 0   | 0   | 0   | 0   | 27  | 43  | 0   | 0   | 0   | 0   | 0   | 2   | 0   |
| 3    | 0   | 1   | 0   | 0   | 0   | 0   | 0   | 131 | 90  | 0   | 0   | 0   | 0   | 0   | 1   | 0   |
| 4    | 0   | 4   | 0   | 0   | 0   | 0   | 0   | 22  | 42  | 0   | 0   | 0   | 0   | 0   | 1   | 0   |
| 5    | 0   | 3   | 0   | 0   | 0   | 0   | 0   | 4   | 1   | 0   | 0   | 0   | 0   | 0   | 1   | 0   |
| 6    | 0   | 1   | 0   | 0   | 0   | 0   | 0   | 22  | 26  | 0   | 0   | 0   | 0   | 0   | 0   | 0   |
| 7    | 0   | 1   | 0   | 0   | 0   | 0   | 0   | 65  | 87  | 0   | 0   | 0   | 0   | 0   | 0   | 0   |
| 8    | 0   | 0   | 0   | 0   | 0   | 0   | 27  | 0   | 0   | 0   | 0   | 0   | 0   | 0   | 0   | 0   |
| 9    | 0   | 0   | 0   | 0   | 0   | 0   | 0   | 20  | 13  | 0   | 0   | 0   | 0   | 0   | 0   | 0   |
| Sum  | 403 | 403 | 403 | 403 | 403 | 403 | 403 | 403 | 403 | 403 | 403 | 403 | 403 | 403 | 403 | 403 |

All Population Sizes

| Code | Q7H | Q7I | Q7J | Q8  | Q9  | Q10 | Q11A | Q11B | Q11C | Q11D | Q11E | Q11F | Q11G | Q11H | Q11I | Q12A |
|------|-----|-----|-----|-----|-----|-----|------|------|------|------|------|------|------|------|------|------|
| 0    | 401 | 256 | 349 | 0   | 0   | 0   | 0    | 0    | 0    | 0    | 0    | 0    | 0    | 0    | 0    | 0    |
| 1    | 2   | 147 | 0   | 13  | 261 | 254 | 187  | 198  | 333  | 104  | 109  | 146  | 294  | 305  | 139  | 6    |
| 2    | 0   | 0   | 0   | 70  | 37  | 24  | 87   | 84   | 17   | 119  | 110  | 119  | 46   | 42   | 93   | 7    |
| 3    | 0   | 0   | 0   | 134 | 0   | 0   | 104  | 78   | 40   | 124  | 130  | 110  | 48   | 42   | 126  | 71   |
| 4    | 0   | 0   | 0   | 0   | 0   | 0   | 16   | 5    | 5    | 37   | 40   | 19   | 7    | 6    | 30   | 158  |
| 5    | 0   | 0   | 0   | 0   | 0   | 0   | 2    | 1    | 3    | 7    | 5    | 5    | 4    | 4    | 6    | 47   |
| 6    | 0   | 0   | 0   | 0   | 0   | 0   | 0    | 0    | 0    | 0    | 0    | 0    | 0    | 0    | 0    | 0    |
| 7    | 0   | 0   | 0   | 1   | 1   | 45  | 3    | 7    | 4    | 8    | 6    | 2    | 2    | 2    | 4    | 8    |
| 8    | 0   | 0   | 54  | 185 | 104 | 80  | 4    | 30   | 1    | 4    | 3    | 2    | 2    | 2    | 5    | 106  |
| 9    | 0   | 0   | 0   | 0   | 0   | 0   | 0    | 0    | 0    | 0    | 0    | 0    | 0    | 0    | 0    | 0    |
| Sum  | 403 | 403 | 403 | 403 | 403 | 403 | 403  | 403  | 403  | 403  | 403  | 403  | 403  | 403  | 403  | 403  |

| Code | Q12B | Q12C | Q12D | Q12E | Q12F | Q12G | Q12H | Q12I | Q12J | Q12K | Q13A | Q13B | Q13C | Q13D | Q13E | Q13F |
|------|------|------|------|------|------|------|------|------|------|------|------|------|------|------|------|------|
| 0    | 0    | 0    | 0    | 0    | 0    | 0    | 0    | 0    | 0    | 0    | 0    | 0    | 0    | 0    | 0    | 0    |
| 1    | 17   | 57   | 16   | 85   | 73   | 220  | 51   | 52   | 8    | 33   | 13   | 56   | 65   | 79   | 78   | 18   |
| 2    | 38   | 95   | 31   | 53   | 99   | 93   | 44   | 116  | 18   | 62   | 84   | 84   | 111  | 112  | 106  | 75   |
| 3    | 23   | 65   | 29   | 224  | 103  | 38   | 220  | 28   | 47   | 15   | 59   | 73   | 82   | 97   | 95   | 92   |
| 4    | 113  | 88   | 71   | 22   | 79   | 10   | 52   | 74   | 187  | 60   | 134  | 98   | 84   | 64   | 67   | 118  |
| 5    | 135  | 19   | 28   | 1    | 16   | 1    | 10   | 60   | 112  | 208  | 75   | 65   | 42   | 34   | 38   | 76   |
| 6    | 0    | 0    | 0    | 0    | 0    | 0    | 0    | 0    | 0    | 0    | 0    | 0    | 0    | 0    | 0    | 0    |
| 7    | 11   | 17   | 18   | 5    | 8    | 7    | 4    | 4    | 4    | 5    | 10   | 7    | 7    | 8    | 9    | 8    |
| 8    | 66   | 62   | 210  | 13   | 25   | 34   | 22   | 69   | 27   | 20   | 28   | 20   | 12   | 9    | 10   | 16   |
| 9    | 0    | 0    | 0    | 0    | 0    | 0    | 0    | 0    | 0    | 0    | 0    | 0    | 0    | 0    | 0    | 0    |
| Sum  | 403  | 403  | 403  | 403  | 403  | 403  | 403  | 403  | 403  | 403  | 403  | 403  | 403  | 403  | 403  | 403  |

All Population Sizes

| Code | Q13G | Q13H | Q13I | Q13J | Q13K | Q13L | Q13M | Q13N | Q13O | Q13P | Q14 | Q15 | Q16 | Q17 | Q18 | Q19 |
|------|------|------|------|------|------|------|------|------|------|------|-----|-----|-----|-----|-----|-----|
| 0    | 0    | 0    | 0    | 0    | 0    | 0    | 0    | 0    | 0    | 0    | 0   | 0   | 0   | 0   | 0   | 0   |
| 1    | 22   | 20   | 75   | 45   | 41   | 40   | 38   | 53   | 65   | 15   | 188 | 127 | 302 | 144 | 22  | 84  |
| 2    | 83   | 67   | 130  | 107  | 102  | 99   | 77   | 127  | 117  | 22   | 8   | 15  | 67  | 164 | 102 | 0   |
| 3    | 98   | 90   | 101  | 118  | 132  | 77   | 83   | 111  | 107  | 38   | 203 | 89  | 33  | 0   | 102 | 0   |
| 4    | 110  | 107  | 46   | 68   | 66   | 82   | 100  | 60   | 65   | 25   | 0   | 0   | 0   | 0   | 106 | 0   |
| 5    | 68   | 96   | 32   | 44   | 41   | 73   | 75   | 33   | 32   | 25   | 0   | 0   | 0   | 0   | 10  | 0   |
| 6    | 0    | 0    | 0    | 0    | 0    | 0    | 0    | 0    | 0    | 7    | 0   | 0   | 0   | 0   | 0   | 0   |
| 7    | 8    | 8    | 8    | 10   | 11   | 7    | 7    | 7    | 7    | 162  | 4   | 172 | 1   | 95  | 1   | 319 |
| 8    | 14   | 15   | 11   | 11   | 10   | 25   | 23   | 12   | 10   | 109  | 0   | 0   | 0   | 0   | 60  | 0   |
| 9    | 0    | 0    | 0    | 0    | 0    | 0    | 0    | 0    | 0    | 0    | 0   | 0   | 0   | 0   | 0   | 0   |
| Sum  | 403  | 403  | 403  | 403  | 403  | 403  | 403  | 403  | 403  | 403  | 403 | 403 | 403 | 403 | 403 | 403 |

Small Town (Population <2,500)

| Code | Q2 | Q3A | Q3B | Q3C | Q3D | Q3E | Q3F | Q3G | Q3H | Q3I | Q3J | Q4 | Q5A | Q5B | Q5C |
|------|----|-----|-----|-----|-----|-----|-----|-----|-----|-----|-----|----|-----|-----|-----|
| 0    | 0  | 21  | 34  | 7   | 17  | 55  | 23  | 8   | 36  | 93  | 96  | 0  | 20  | 41  | 38  |
| 1    | 19 | 76  | 63  | 90  | 80  | 42  | 74  | 89  | 61  | 1   | 0   | 94 | 77  | 56  | 59  |
| 2    | 53 | 0   | 0   | 0   | 0   | 0   | 0   | 0   | 0   | 2   | 0   | 0  | 0   | 0   | 0   |
| 3    | 25 | 0   | 0   | 0   | 0   | 0   | 0   | 0   | 0   | 0   | 0   | 0  | 0   | 0   | 0   |
| 4    | 0  | 0   | 0   | 0   | 0   | 0   | 0   | 0   | 0   | 0   | 0   | 0  | 0   | 0   | 0   |
| 5    | 0  | 0   | 0   | 0   | 0   | 0   | 0   | 0   | 0   | 0   | 0   | 0  | 0   | 0   | 0   |
| 6    | 0  | 0   | 0   | 0   | 0   | 0   | 0   | 0   | 0   | 0   | 0   | 0  | 0   | 0   | 0   |
| 7    | 0  | 0   | 0   | 0   | 0   | 0   | 0   | 0   | 0   | 0   | 0   | 0  | 0   | 0   | 0   |
| 8    | 0  | 0   | 0   | 0   | 0   | 0   | 0   | 0   | 0   | 1   | 1   | 3  | 0   | 0   | 0   |
| 9    | 0  | 0   | 0   | 0   | 0   | 0   | 0   | 0   | 0   | 0   | 0   | 0  | 0   | 0   | 0   |
| Sum  | 97 | 97  | 97  | 97  | 97  | 97  | 97  | 97  | 97  | 97  | 97  | 97 | 97  | 97  | 97  |

| Code | Q5D | Q5E | Q5F | Q5G | Q5H | Q5I | Q5J | Q6A | Q6B | Q7A | Q7B | Q7C | Q7D | Q7E | Q7F | Q7G |
|------|-----|-----|-----|-----|-----|-----|-----|-----|-----|-----|-----|-----|-----|-----|-----|-----|
| 0    | 31  | 90  | 40  | 47  | 58  | 97  | 92  | 0   | 0   | 27  | 22  | 33  | 18  | 31  | 95  | 37  |
| 1    | 66  | 1   | 57  | 50  | 39  | 0   | 0   | 33  | 22  | 70  | 75  | 64  | 79  | 66  | 1   | 60  |
| 2    | 0   | 0   | 0   | 0   | 0   | 0   | 0   | 7   | 14  | 0   | 0   | 0   | 0   | 0   | 0   | 0   |
| 3    | 0   | 1   | 0   | 0   | 0   | 0   | 0   | 24  | 20  | 0   | 0   | 0   | 0   | 0   | 0   | 0   |
| 4    | 0   | 2   | 0   | 0   | 0   | 0   | 0   | 7   | 11  | 0   | 0   | 0   | 0   | 0   | 0   | 0   |
| 5    | 0   | 3   | 0   | 0   | 0   | 0   | 0   | 2   | 0   | 0   | 0   | 0   | 0   | 0   | 1   | 0   |
| 6    | 0   | 0   | 0   | 0   | 0   | 0   | 0   | 2   | 5   | 0   | 0   | 0   | 0   | 0   | 0   | 0   |
| 7    | 0   | 0   | 0   | 0   | 0   | 0   | 0   | 18  | 23  | 0   | 0   | 0   | 0   | 0   | 0   | 0   |
| 8    | 0   | 0   | 0   | 0   | 0   | 0   | 5   | 0   | 0   | 0   | 0   | 0   | 0   | 0   | 0   | 0   |
| 9    | 0   | 0   | 0   | 0   | 0   | 0   | 0   | 4   | 2   | 0   | 0   | 0   | 0   | 0   | 0   | 0   |
| Sum  | 97  | 97  | 97  | 97  | 97  | 97  | 97  | 97  | 97  | 97  | 97  | 97  | 97  | 97  | 97  | 97  |

Small Town (Population <2,500)

| Code | Q7H | Q7I | Q7J | Q8 | Q9 | Q10 | Q11A | Q11B | Q11C | Q11D | Q11E | Q11F | Q11G | Q11H | Q11I | Q12A |
|------|-----|-----|-----|----|----|-----|------|------|------|------|------|------|------|------|------|------|
| 0    | 96  | 57  | 85  | 0  | 0  | 0   | 0    | 0    | 0    | 0    | 0    | 0    | 0    | 0    | 0    | 0    |
| 1    | 1   | 40  | 0   | 1  | 73 | 71  | 45   | 49   | 81   | 23   | 21   | 37   | 71   | 80   | 26   | 1    |
| 2    | 0   | 0   | 0   | 19 | 4  | 4   | 26   | 20   | 6    | 28   | 27   | 24   | 10   | 6    | 24   | 3    |
| 3    | 0   | 0   | 0   | 37 | 0  | 0   | 20   | 21   | 8    | 35   | 37   | 30   | 14   | 9    | 38   | 20   |
| 4    | 0   | 0   | 0   | 0  | 0  | 0   | 5    | 1    | 1    | 6    | 10   | 3    | 1    | 1    | 7    | 39   |
| 5    | 0   | 0   | 0   | 0  | 0  | 0   | 1    | 0    | 0    | 1    | 1    | 1    | 0    | 0    | 1    | 12   |
| 6    | 0   | 0   | 0   | 0  | 0  | 0   | 0    | 0    | 0    | 0    | 0    | 0    | 0    | 0    | 0    | 0    |
| 7    | 0   | 0   | 0   | 1  | 0  | 5   | 0    | 1    | 0    | 2    | 0    | 1    | 0    | 0    | 0    | 2    |
| 8    | 0   | 0   | 12  | 39 | 20 | 17  | 0    | 5    | 1    | 2    | 1    | 1    | 1    | 1    | 1    | 20   |
| 9    | 0   | 0   | 0   | 0  | 0  | 0   | 0    | 0    | 0    | 0    | 0    | 0    | 0    | 0    | 0    | 0    |
| Sum  | 97  | 97  | 97  | 97 | 97 | 97  | 97   | 97   | 97   | 97   | 97   | 97   | 97   | 97   | 97   | 97   |

| Code | Q12B | Q12C | Q12D | Q12E | Q12F | Q12G | Q12H | Q12I | Q12J | Q12K | Q13A | Q13B | Q13C | Q13D | Q13E | Q13F |
|------|------|------|------|------|------|------|------|------|------|------|------|------|------|------|------|------|
| 0    | 0    | 0    | 0    | 0    | 0    | 0    | 0    | 0    | 0    | 0    | 0    | 0    | 0    | 0    | 0    | 0    |
| 1    | 6    | 21   | 4    | 20   | 23   | 69   | 13   | 15   | 1    | 6    | 2    | 15   | 16   | 24   | 24   | 4    |
| 2    | 10   | 26   | 6    | 16   | 27   | 15   | 8    | 31   | 7    | 22   | 16   | 16   | 24   | 27   | 19   | 11   |
| 3    | 5    | 10   | 5    | 50   | 27   | 5    | 61   | 8    | 12   | 2    | 14   | 19   | 20   | 22   | 25   | 29   |
| 4    | 27   | 26   | 21   | 6    | 13   | 2    | 9    | 15   | 43   | 14   | 41   | 28   | 23   | 17   | 21   | 36   |
| 5    | 33   | 1    | 8    | 0    | 0    | 0    | 1    | 11   | 27   | 48   | 18   | 13   | 10   | 3    | 4    | 12   |
| 6    | 0    | 0    | 0    | 0    | 0    | 0    | 0    | 0    | 0    | 0    | 0    | 0    | 0    | 0    | 0    | 0    |
| 7    | 3    | 2    | 5    | 2    | 2    | 2    | 1    | 1    | 1    | 1    | 2    | 2    | 2    | 2    | 2    | 3    |
| 8    | 13   | 11   | 48   | 3    | 5    | 4    | 4    | 16   | 6    | 4    | 4    | 4    | 2    | 2    | 2    | 2    |
| 9    | 0    | 0    | 0    | 0    | 0    | 0    | 0    | 0    | 0    | 0    | 0    | 0    | 0    | 0    | 0    | 0    |
| Sum  | 97   | 97   | 97   | 97   | 97   | 97   | 97   | 97   | 97   | 97   | 97   | 97   | 97   | 97   | 97   | 97   |

Small Town (Population <2,500)

| Code | Q13G | Q13H | Q13I | Q13J | Q13K | Q13L | Q13M | Q13N | Q13O | Q13P | Q14 | Q15 | Q16 | Q17 | Q18 | Q19 |
|------|------|------|------|------|------|------|------|------|------|------|-----|-----|-----|-----|-----|-----|
| 0    | 0    | 0    | 0    | 0    | 0    | 0    | 0    | 0    | 0    | 0    | 0   | 0   | 0   | 0   | 0   | 0   |
| 1    | 5    | 5    | 21   | 13   | 10   | 12   | 11   | 12   | 13   | 7    | 47  | 29  | 61  | 28  | 6   | 22  |
| 2    | 17   | 8    | 19   | 21   | 19   | 23   | 16   | 31   | 30   | 9    | 2   | 4   | 24  | 35  | 26  | 0   |
| 3    | 24   | 22   | 27   | 29   | 30   | 18   | 20   | 25   | 17   | 6    | 47  | 27  | 12  | 0   | 24  | 0   |
| 4    | 30   | 30   | 17   | 16   | 20   | 21   | 29   | 11   | 18   | 6    | 0   | 0   | 0   | 0   | 27  | 0   |
| 5    | 17   | 27   | 7    | 12   | 11   | 13   | 14   | 13   | 14   | 5    | 0   | 0   | 0   | 0   | 2   | 0   |
| 6    | 0    | 0    | 0    | 0    | 0    | 0    | 0    | 0    | 0    | 3    | 0   | 0   | 0   | 0   | 0   | 0   |
| 7    | 2    | 2    | 2    | 3    | 4    | 2    | 2    | 2    | 2    | 39   | 1   | 37  | 0   | 34  | 0   | 75  |
| 8    | 2    | 3    | 4    | 3    | 3    | 8    | 5    | 3    | 3    | 22   | 0   | 0   | 0   | 0   | 12  | 0   |
| 9    | 0    | 0    | 0    | 0    | 0    | 0    | 0    | 0    | 0    | 0    | 0   | 0   | 0   | 0   | 0   | 0   |
| Sum  | 97   | 97   | 97   | 97   | 97   | 97   | 97   | 97   | 97   | 97   | 97  | 97  | 97  | 97  | 97  | 97  |

Large Town (Population 2,501-10,000)

| Code | Q2  | Q3A | Q3B | Q3C | Q3D | Q3E | Q3F | Q3G | Q3H | Q3I | Q3J | Q4  | Q5A | Q5B | Q5C |
|------|-----|-----|-----|-----|-----|-----|-----|-----|-----|-----|-----|-----|-----|-----|-----|
| 0    | 0   | 19  | 47  | 20  | 22  | 62  | 32  | 10  | 46  | 102 | 103 | 0   | 13  | 52  | 57  |
| 1    | 35  | 87  | 59  | 86  | 84  | 44  | 74  | 96  | 60  | 1   | 0   | 96  | 93  | 54  | 49  |
| 2    | 60  | 0   | 0   | 0   | 0   | 0   | 0   | 0   | 0   | 0   | 0   | 1   | 0   | 0   | 0   |
| 3    | 11  | 0   | 0   | 0   | 0   | 0   | 0   | 0   | 0   | 1   | 0   | 0   | 0   | 0   | 0   |
| 4    | 0   | 0   | 0   | 0   | 0   | 0   | 0   | 0   | 0   | 0   | 0   | 0   | 0   | 0   | 0   |
| 5    | 0   | 0   | 0   | 0   | 0   | 0   | 0   | 0   | 0   | 0   | 0   | 0   | 0   | 0   | 0   |
| 6    | 0   | 0   | 0   | 0   | 0   | 0   | 0   | 0   | 0   | 1   | 0   | 0   | 0   | 0   | 0   |
| 7    | 0   | 0   | 0   | 0   | 0   | 0   | 0   | 0   | 0   | 1   | 0   | 0   | 0   | 0   | 0   |
| 8    | 0   | 0   | 0   | 0   | 0   | 0   | 0   | 0   | 0   | 0   | 3   | 8   | 0   | 0   | 0   |
| 9    | 0   | 0   | 0   | 0   | 0   | 0   | 0   | 0   | 0   | 0   | 0   | 1   | 0   | 0   | 0   |
| Sum  | 106 | 106 | 106 | 106 | 106 | 106 | 106 | 106 | 106 | 106 | 106 | 106 | 106 | 106 | 106 |

| Code | Q5D | Q5E | Q5F | Q5G | Q5H | Q5I | Q5J | Q6A | Q6B | Q7A | Q7B | Q7C | Q7D | Q7E | Q7F | Q7G |
|------|-----|-----|-----|-----|-----|-----|-----|-----|-----|-----|-----|-----|-----|-----|-----|-----|
| 0    | 43  | 105 | 45  | 47  | 75  | 105 | 100 | 0   | 0   | 23  | 18  | 38  | 20  | 41  | 103 | 37  |
| 1    | 63  | 0   | 61  | 59  | 31  | 1   | 0   | 31  | 30  | 83  | 88  | 68  | 86  | 65  | 1   | 69  |
| 2    | 0   | 1   | 0   | 0   | 0   | 0   | 0   | 7   | 8   | 0   | 0   | 0   | 0   | 0   | 1   | 0   |
| 3    | 0   | 0   | 0   | 0   | 0   | 0   | 0   | 35  | 33  | 0   | 0   | 0   | 0   | 0   | 1   | 0   |
| 4    | 0   | 0   | 0   | 0   | 0   | 0   | 0   | 4   | 4   | 0   | 0   | 0   | 0   | 0   | 0   | 0   |
| 5    | 0   | 0   | 0   | 0   | 0   | 0   | 0   | 1   | 0   | 0   | 0   | 0   | 0   | 0   | 0   | 0   |
| 6    | 0   | 0   | 0   | 0   | 0   | 0   | 0   | 10  | 8   | 0   | 0   | 0   | 0   | 0   | 0   | 0   |
| 7    | 0   | 0   | 0   | 0   | 0   | 0   | 0   | 11  | 19  | 0   | 0   | 0   | 0   | 0   | 0   | 0   |
| 8    | 0   | 0   | 0   | 0   | 0   | 0   | 6   | 0   | 0   | 0   | 0   | 0   | 0   | 0   | 0   | 0   |
| 9    | 0   | 0   | 0   | 0   | 0   | 0   | 0   | 7   | 4   | 0   | 0   | 0   | 0   | 0   | 0   | 0   |
| Sum  | 106 | 106 | 106 | 106 | 106 | 106 | 106 | 106 | 106 | 106 | 106 | 106 | 106 | 106 | 106 | 106 |

Large Town (Population 2,501-10,000)

| Code | Q7H | Q7I | Q7J | Q8  | Q9  | Q10 | Q11A | Q11B | Q11C | Q11D | Q11E | Q11F | Q11G | Q11H | Q11I | Q12A |
|------|-----|-----|-----|-----|-----|-----|------|------|------|------|------|------|------|------|------|------|
| 0    | 106 | 61  | 95  | 0   | 0   | 0   | 0    | 0    | 0    | 0    | 0    | 0    | 0    | 0    | 0    | 0    |
| 1    | 0   | 45  | 0   | 4   | 65  | 64  | 52   | 53   | 85   | 32   | 30   | 39   | 81   | 75   | 38   | 0    |
| 2    | 0   | 0   | 0   | 17  | 13  | 6   | 17   | 21   | 3    | 33   | 33   | 32   | 8    | 13   | 32   | 1    |
| 3    | 0   | 0   | 0   | 32  | 0   | 0   | 32   | 19   | 12   | 28   | 29   | 28   | 11   | 13   | 25   | 20   |
| 4    | 0   | 0   | 0   | 0   | 0   | 0   | 3    | 1    | 3    | 8    | 10   | 5    | 4    | 5    | 7    | 40   |
| 5    | 0   | 0   | 0   | 0   | 0   | 0   | 1    | 0    | 1    | 1    | 2    | 2    | 2    | 0    | 3    | 14   |
| 6    | 0   | 0   | 0   | 0   | 0   | 0   | 0    | 0    | 0    | 0    | 0    | 0    | 0    | 0    | 0    | 0    |
| 7    | 0   | 0   | 0   | 0   | 0   | 15  | 0    | 2    | 2    | 2    | 2    | 0    | 0    | 0    | 0    | 1    |
| 8    | 0   | 0   | 11  | 53  | 28  | 21  | 1    | 10   | 0    | 2    | 0    | 0    | 0    | 0    | 1    | 30   |
| 9    | 0   | 0   | 0   | 0   | 0   | 0   | 0    | 0    | 0    | 0    | 0    | 0    | 0    | 0    | 0    | 0    |
| Sum  | 106 | 106 | 106 | 106 | 106 | 106 | 106  | 106  | 106  | 106  | 106  | 106  | 106  | 106  | 106  | 106  |

| Code | Q12B | Q12C | Q12D | Q12E | Q12F | Q12G | Q12H | Q12I | Q12J | Q12K | Q13A | Q13B | Q13C | Q13D | Q13E | Q13F |
|------|------|------|------|------|------|------|------|------|------|------|------|------|------|------|------|------|
| 0    | 0    | 0    | 0    | 0    | 0    | 0    | 0    | 0    | 0    | 0    | 0    | 0    | 0    | 0    | 0    | 0    |
| 1    | 5    | 13   | 4    | 21   | 19   | 54   | 13   | 11   | 1    | 10   | 5    | 15   | 15   | 23   | 19   | 4    |
| 2    | 9    | 22   | 6    | 11   | 28   | 29   | 7    | 32   | 4    | 16   | 22   | 27   | 29   | 32   | 36   | 24   |
| 3    | 7    | 19   | 8    | 66   | 25   | 12   | 62   | 7    | 11   | 5    | 12   | 21   | 25   | 23   | 21   | 24   |
| 4    | 32   | 26   | 22   | 4    | 25   | 1    | 14   | 24   | 54   | 13   | 38   | 22   | 23   | 15   | 17   | 27   |
| 5    | 35   | 5    | 8    | 0    | 2    | 1    | 3    | 12   | 32   | 58   | 19   | 15   | 11   | 10   | 9    | 21   |
| 6    | 0    | 0    | 0    | 0    | 0    | 0    | 0    | 0    | 0    | 0    | 0    | 0    | 0    | 0    | 0    | 0    |
| 7    | 2    | 6    | 1    | 1    | 1    | 1    | 0    | 0    | 0    | 0    | 1    | 0    | 0    | 0    | 1    | 0    |
| 8    | 16   | 15   | 57   | 3    | 6    | 8    | 7    | 20   | 4    | 4    | 9    | 6    | 3    | 3    | 3    | 6    |
| 9    | 0    | 0    | 0    | 0    | 0    | 0    | 0    | 0    | 0    | 0    | 0    | 0    | 0    | 0    | 0    | 0    |
| Sum  | 106  | 106  | 106  | 106  | 106  | 106  | 106  | 106  | 106  | 106  | 106  | 106  | 106  | 106  | 106  | 106  |

Large Town (Population 2,501-10,000)

| Code | Q13G | Q13H | Q13I | Q13J | Q13K | Q13L | Q13M | Q13N | Q13O | Q13P | Q14 | Q15 | Q16 | Q17 | Q18 | Q19 |
|------|------|------|------|------|------|------|------|------|------|------|-----|-----|-----|-----|-----|-----|
| 0    | 0    | 0    | 0    | 0    | 0    | 0    | 0    | 0    | 0    | 0    | 0   | 0   | 0   | 0   | 0   | 0   |
| 1    | 3    | 4    | 14   | 13   | 9    | 9    | 10   | 11   | 12   | 3    | 50  | 34  | 76  | 32  | 6   | 25  |
| 2    | 28   | 21   | 40   | 22   | 27   | 28   | 17   | 33   | 34   | 5    | 1   | 4   | 19  | 47  | 24  | 0   |
| 3    | 31   | 24   | 32   | 38   | 42   | 24   | 24   | 34   | 32   | 14   | 55  | 21  | 11  | 0   | 27  | 0   |
| 4    | 28   | 30   | 9    | 20   | 15   | 22   | 31   | 19   | 19   | 7    | 0   | 0   | 0   | 0   | 29  | 0   |
| 5    | 12   | 21   | 8    | 9    | 11   | 18   | 18   | 6    | 7    | 5    | 0   | 0   | 0   | 0   | 3   | 0   |
| 6    | 0    | 0    | 0    | 0    | 0    | 0    | 0    | 0    | 0    | 1    | 0   | 0   | 0   | 0   | 0   | 0   |
| 7    | 0    | 1    | 1    | 1    | 0    | 0    | 0    | 0    | 0    | 43   | 0   | 47  | 0   | 27  | 0   | 81  |
| 8    | 4    | 5    | 2    | 3    | 2    | 5    | 6    | 3    | 2    | 28   | 0   | 0   | 0   | 0   | 17  | 0   |
| 9    | 0    | 0    | 0    | 0    | 0    | 0    | 0    | 0    | 0    | 0    | 0   | 0   | 0   | 0   | 0   | 0   |
| Sum  | 106  | 106  | 106  | 106  | 106  | 106  | 106  | 106  | 106  | 106  | 106 | 106 | 106 | 106 | 106 | 106 |

Small City (Population 10,001-25,000)

| Code | Q2 | Q3A | Q3B | Q3C | Q3D | Q3E | Q3F | Q3G | Q3H | Q3I | Q3J | Q4 | Q5A | Q5B | Q5C |
|------|----|-----|-----|-----|-----|-----|-----|-----|-----|-----|-----|----|-----|-----|-----|
| 0    | 0  | 24  | 42  | 12  | 21  | 51  | 21  | 15  | 35  | 77  | 73  | 0  | 15  | 36  | 41  |
| 1    | 50 | 57  | 39  | 69  | 60  | 30  | 60  | 66  | 46  | 3   | 0   | 72 | 66  | 45  | 40  |
| 2    | 26 | 0   | 0   | 0   | 0   | 0   | 0   | 0   | 0   | 0   | 0   | 1  | 0   | 0   | 0   |
| 3    | 5  | 0   | 0   | 0   | 0   | 0   | 0   | 0   | 0   | 1   | 0   | 0  | 0   | 0   | 0   |
| 4    | 0  | 0   | 0   | 0   | 0   | 0   | 0   | 0   | 0   | 0   | 0   | 0  | 0   | 0   | 0   |
| 5    | 0  | 0   | 0   | 0   | 0   | 0   | 0   | 0   | 0   | 0   | 0   | 0  | 0   | 0   | 0   |
| 6    | 0  | 0   | 0   | 0   | 0   | 0   | 0   | 0   | 0   | 0   | 0   | 0  | 0   | 0   | 0   |
| 7    | 0  | 0   | 0   | 0   | 0   | 0   | 0   | 0   | 0   | 0   | 0   | 0  | 0   | 0   | 0   |
| 8    | 0  | 0   | 0   | 0   | 0   | 0   | 0   | 0   | 0   | 0   | 8   | 8  | 0   | 0   | 0   |
| 9    | 0  | 0   | 0   | 0   | 0   | 0   | 0   | 0   | 0   | 0   | 0   | 0  | 0   | 0   | 0   |
| Sum  | 81 | 81  | 81  | 81  | 81  | 81  | 81  | 81  | 81  | 81  | 81  | 81 | 81  | 81  | 81  |

| Code | Q5D | Q5E | Q5F | Q5G | Q5H | Q5I | Q5J | Q6A | Q6B | Q7A | Q7B | Q7C | Q7D | Q7E | Q7F | Q7G |
|------|-----|-----|-----|-----|-----|-----|-----|-----|-----|-----|-----|-----|-----|-----|-----|-----|
| 0    | 33  | 78  | 30  | 36  | 59  | 81  | 78  | 0   | 0   | 19  | 18  | 40  | 16  | 40  | 80  | 32  |
| 1    | 48  | 1   | 51  | 45  | 22  | 0   | 0   | 17  | 26  | 62  | 63  | 41  | 65  | 41  | 0   | 49  |
| 2    | 0   | 0   | 0   | 0   | 0   | 0   | 0   | 7   | 6   | 0   | 0   | 0   | 0   | 0   | 0   | 0   |
| 3    | 0   | 0   | 0   | 0   | 0   | 0   | 0   | 34  | 13  | 0   | 0   | 0   | 0   | 0   | 0   | 0   |
| 4    | 0   | 1   | 0   | 0   | 0   | 0   | 0   | 5   | 11  | 0   | 0   | 0   | 0   | 0   | 1   | 0   |
| 5    | 0   | 0   | 0   | 0   | 0   | 0   | 0   | 0   | 0   | 0   | 0   | 0   | 0   | 0   | 0   | 0   |
| 6    | 0   | 1   | 0   | 0   | 0   | 0   | 0   | 4   | 9   | 0   | 0   | 0   | 0   | 0   | 0   | 0   |
| 7    | 0   | 0   | 0   | 0   | 0   | 0   | 0   | 9   | 12  | 0   | 0   | 0   | 0   | 0   | 0   | 0   |
| 8    | 0   | 0   | 0   | 0   | 0   | 0   | 3   | 0   | 0   | 0   | 0   | 0   | 0   | 0   | 0   | 0   |
| 9    | 0   | 0   | 0   | 0   | 0   | 0   | 0   | 5   | 4   | 0   | 0   | 0   | 0   | 0   | 0   | 0   |
| Sum  | 81  | 81  | 81  | 81  | 81  | 81  | 81  | 81  | 81  | 81  | 81  | 81  | 81  | 81  | 81  | 81  |

Small City (Population 10,001-25,000)

| Code | Q7H | Q7I | Q7J | Q8 | Q9 | Q10 | Q11A | Q11B | Q11C | Q11D | Q11E | Q11F | Q11G | Q11H | Q11I | Q12A |
|------|-----|-----|-----|----|----|-----|------|------|------|------|------|------|------|------|------|------|
| 0    | 81  | 57  | 72  | 0  | 0  | 0   | 0    | 0    | 0    | 0    | 0    | 0    | 0    | 0    | 0    | 0    |
| 1    | 0   | 24  | 0   | 2  | 45 | 40  | 34   | 40   | 67   | 19   | 22   | 24   | 57   | 62   | 26   | 1    |
| 2    | 0   | 0   | 0   | 13 | 14 | 5   | 18   | 19   | 2    | 22   | 23   | 34   | 11   | 9    | 20   | 1    |
| 3    | 0   | 0   | 0   | 26 | 0  | 0   | 22   | 11   | 11   | 26   | 25   | 17   | 12   | 8    | 24   | 13   |
| 4    | 0   | 0   | 0   | 0  | 0  | 0   | 5    | 2    | 0    | 10   | 10   | 5    | 0    | 0    | 8    | 29   |
| 5    | 0   | 0   | 0   | 0  | 0  | 0   | 0    | 1    | 1    | 3    | 0    | 1    | 1    | 1    | 1    | 10   |
| 6    | 0   | 0   | 0   | 0  | 0  | 0   | 0    | 0    | 0    | 0    | 0    | 0    | 0    | 0    | 0    | 0    |
| 7    | 0   | 0   | 0   | 0  | 0  | 14  | 2    | 0    | 0    | 1    | 1    | 0    | 0    | 1    | 2    | 2    |
| 8    | 0   | 0   | 9   | 40 | 22 | 22  | 0    | 8    | 0    | 0    | 0    | 0    | 0    | 0    | 0    | 25   |
| 9    | 0   | 0   | 0   | 0  | 0  | 0   | 0    | 0    | 0    | 0    | 0    | 0    | 0    | 0    | 0    | 0    |
| Sum  | 81  | 81  | 81  | 81 | 81 | 81  | 81   | 81   | 81   | 81   | 81   | 81   | 81   | 81   | 81   | 81   |

| Code | Q12B | Q12C | Q12D | Q12E | Q12F | Q12G | Q12H | Q12I | Q12J | Q12K | Q13A | Q13B | Q13C | Q13D | Q13E | Q13F |
|------|------|------|------|------|------|------|------|------|------|------|------|------|------|------|------|------|
| 0    | 0    | 0    | 0    | 0    | 0    | 0    | 0    | 0    | 0    | 0    | 0    | 0    | 0    | 0    | 0    | 0    |
| 1    | 2    | 8    | 2    | 23   | 12   | 37   | 15   | 9    | 2    | 5    | 2    | 9    | 16   | 10   | 13   | 4    |
| 2    | 8    | 17   | 8    | 7    | 16   | 19   | 9    | 21   | 3    | 8    | 16   | 18   | 22   | 21   | 20   | 19   |
| 3    | 3    | 14   | 6    | 46   | 26   | 12   | 40   | 8    | 8    | 5    | 14   | 14   | 11   | 18   | 19   | 11   |
| 4    | 22   | 18   | 10   | 3    | 14   | 0    | 10   | 13   | 41   | 15   | 24   | 18   | 21   | 21   | 16   | 25   |
| 5    | 28   | 3    | 6    | 0    | 4    | 0    | 1    | 15   | 20   | 40   | 16   | 15   | 4    | 5    | 7    | 16   |
| 6    | 0    | 0    | 0    | 0    | 0    | 0    | 0    | 0    | 0    | 0    | 0    | 0    | 0    | 0    | 0    | 0    |
| 7    | 5    | 5    | 6    | 1    | 3    | 1    | 2    | 2    | 2    | 3    | 5    | 4    | 4    | 4    | 4    | 4    |
| 8    | 13   | 16   | 43   | 1    | 6    | 12   | 4    | 13   | 5    | 5    | 4    | 3    | 3    | 2    | 2    | 2    |
| 9    | 0    | 0    | 0    | 0    | 0    | 0    | 0    | 0    | 0    | 0    | 0    | 0    | 0    | 0    | 0    | 0    |
| Sum  | 81   | 81   | 81   | 81   | 81   | 81   | 81   | 81   | 81   | 81   | 81   | 81   | 81   | 81   | 81   | 81   |

Small City (Population 10,001-25,000)

| Code | Q13G | Q13H | Q13I | Q13J | Q13K | Q13L | Q13M | Q13N | Q13O | Q13P | Q14 | Q15 | Q16 | Q17 | Q18 | Q19 |
|------|------|------|------|------|------|------|------|------|------|------|-----|-----|-----|-----|-----|-----|
| 0    | 0    | 0    | 0    | 0    | 0    | 0    | 0    | 0    | 0    | 0    | 0   | 0   | 0   | 0   | 0   | 0   |
| 1    | 5    | 6    | 18   | 7    | 11   | 9    | 6    | 13   | 17   | 2    | 44  | 31  | 66  | 34  | 3   | 16  |
| 2    | 21   | 17   | 23   | 25   | 24   | 18   | 15   | 21   | 22   | 1    | 0   | 3   | 9   | 32  | 25  | 0   |
| 3    | 12   | 10   | 19   | 17   | 20   | 10   | 14   | 23   | 19   | 7    | 37  | 14  | 5   | 0   | 21  | 0   |
| 4    | 22   | 24   | 11   | 17   | 17   | 20   | 20   | 15   | 14   | 7    | 0   | 0   | 0   | 0   | 19  | 0   |
| 5    | 14   | 19   | 5    | 8    | 3    | 16   | 18   | 3    | 3    | 2    | 0   | 0   | 0   | 0   | 2   | 0   |
| 6    | 0    | 0    | 0    | 0    | 0    | 0    | 0    | 0    | 0    | 0    | 0   | 0   | 0   | 0   | 0   | 0   |
| 7    | 5    | 4    | 4    | 5    | 5    | 4    | 4    | 4    | 4    | 37   | 0   | 33  | 1   | 15  | 1   | 65  |
| 8    | 2    | 1    | 1    | 2    | 1    | 4    | 4    | 2    | 2    | 25   | 0   | 0   | 0   | 0   | 10  | 0   |
| 9    | 0    | 0    | 0    | 0    | 0    | 0    | 0    | 0    | 0    | 0    | 0   | 0   | 0   | 0   | 0   | 0   |
| Sum  | 81   | 81   | 81   | 81   | 81   | 81   | 81   | 81   | 81   | 81   | 81  | 81  | 81  | 81  | 81  | 81  |

Medium City (Population 25,001-50,000)

| Code | Q2 | Q3A | Q3B | Q3C | Q3D | Q3E | Q3F | Q3G | Q3H | Q3I | Q3J | Q4 | Q5A | Q5B | Q5C |
|------|----|-----|-----|-----|-----|-----|-----|-----|-----|-----|-----|----|-----|-----|-----|
| 0    | 0  | 19  | 36  | 13  | 18  | 48  | 19  | 8   | 37  | 74  | 75  | 0  | 18  | 35  | 33  |
| 1    | 61 | 60  | 43  | 66  | 61  | 31  | 60  | 71  | 42  | 2   | 0   | 74 | 61  | 44  | 46  |
| 2    | 17 | 0   | 0   | 0   | 0   | 0   | 0   | 0   | 0   | 0   | 0   | 0  | 0   | 0   | 0   |
| 3    | 1  | 0   | 0   | 0   | 0   | 0   | 0   | 0   | 0   | 0   | 0   | 0  | 0   | 0   | 0   |
| 4    | 0  | 0   | 0   | 0   | 0   | 0   | 0   | 0   | 0   | 0   | 0   | 0  | 0   | 0   | 0   |
| 5    | 0  | 0   | 0   | 0   | 0   | 0   | 0   | 0   | 0   | 1   | 0   | 0  | 0   | 0   | 0   |
| 6    | 0  | 0   | 0   | 0   | 0   | 0   | 0   | 0   | 0   | 2   | 0   | 0  | 0   | 0   | 0   |
| 7    | 0  | 0   | 0   | 0   | 0   | 0   | 0   | 0   | 0   | 0   | 0   | 0  | 0   | 0   | 0   |
| 8    | 0  | 0   | 0   | 0   | 0   | 0   | 0   | 0   | 0   | 0   | 4   | 4  | 0   | 0   | 0   |
| 9    | 0  | 0   | 0   | 0   | 0   | 0   | 0   | 0   | 0   | 0   | 0   | 1  | 0   | 0   | 0   |
| Sum  | 79 | 79  | 79  | 79  | 79  | 79  | 79  | 79  | 79  | 79  | 79  | 79 | 79  | 79  | 79  |

| Code | Q5D | Q5E | Q5F | Q5G | Q5H | Q5I | Q5J | Q6A | Q6B | Q7A | Q7B | Q7C | Q7D | Q7E | Q7F | Q7G |
|------|-----|-----|-----|-----|-----|-----|-----|-----|-----|-----|-----|-----|-----|-----|-----|-----|
| 0    | 26  | 77  | 28  | 33  | 50  | 79  | 72  | 0   | 0   | 27  | 20  | 33  | 20  | 30  | 78  | 34  |
| 1    | 53  | 1   | 51  | 46  | 29  | 0   | 0   | 20  | 17  | 52  | 59  | 46  | 59  | 49  | 0   | 45  |
| 2    | 0   | 0   | 0   | 0   | 0   | 0   | 0   | 3   | 9   | 0   | 0   | 0   | 0   | 0   | 1   | 0   |
| 3    | 0   | 0   | 0   | 0   | 0   | 0   | 0   | 23  | 16  | 0   | 0   | 0   | 0   | 0   | 0   | 0   |
| 4    | 0   | 0   | 0   | 0   | 0   | 0   | 0   | 5   | 10  | 0   | 0   | 0   | 0   | 0   | 0   | 0   |
| 5    | 0   | 0   | 0   | 0   | 0   | 0   | 0   | 0   | 0   | 0   | 0   | 0   | 0   | 0   | 0   | 0   |
| 6    | 0   | 0   | 0   | 0   | 0   | 0   | 0   | 3   | 2   | 0   | 0   | 0   | 0   | 0   | 0   | 0   |
| 7    | 0   | 1   | 0   | 0   | 0   | 0   | 0   | 21  | 24  | 0   | 0   | 0   | 0   | 0   | 0   | 0   |
| 8    | 0   | 0   | 0   | 0   | 0   | 0   | 7   | 0   | 0   | 0   | 0   | 0   | 0   | 0   | 0   | 0   |
| 9    | 0   | 0   | 0   | 0   | 0   | 0   | 0   | 4   | 1   | 0   | 0   | 0   | 0   | 0   | 0   | 0   |
| Sum  | 79  | 79  | 79  | 79  | 79  | 79  | 79  | 79  | 79  | 79  | 79  | 79  | 79  | 79  | 79  | 79  |

Medium City (Population 25,001-50,000)

| Code | Q7H | Q7I | Q7J | Q8 | Q9 | Q10 | Q11A | Q11B | Q11C | Q11D | Q11E | Q11F | Q11G | Q11H | Q11I | Q12A |
|------|-----|-----|-----|----|----|-----|------|------|------|------|------|------|------|------|------|------|
| 0    | 78  | 52  | 67  | 0  | 0  | 0   | 0    | 0    | 0    | 0    | 0    | 0    | 0    | 0    | 0    | 0    |
| 1    | 1   | 27  | 0   | 3  | 53 | 53  | 38   | 37   | 67   | 20   | 21   | 29   | 55   | 59   | 29   | 1    |
| 2    | 0   | 0   | 0   | 13 | 4  | 7   | 16   | 14   | 4    | 26   | 20   | 20   | 11   | 10   | 14   | 2    |
| 3    | 0   | 0   | 0   | 25 | 0  | 0   | 18   | 20   | 6    | 21   | 24   | 24   | 9    | 7    | 25   | 12   |
| 4    | 0   | 0   | 0   | 0  | 0  | 0   | 3    | 0    | 0    | 8    | 9    | 3    | 0    | 0    | 7    | 37   |
| 5    | 0   | 0   | 0   | 0  | 0  | 0   | 0    | 0    | 1    | 2    | 2    | 1    | 1    | 1    | 0    | 8    |
| 6    | 0   | 0   | 0   | 0  | 0  | 0   | 0    | 0    | 0    | 0    | 0    | 0    | 0    | 0    | 0    | 0    |
| 7    | 0   | 0   | 0   | 0  | 0  | 7   | 1    | 3    | 1    | 2    | 1    | 1    | 2    | 1    | 2    | 2    |
| 8    | 0   | 0   | 12  | 38 | 22 | 12  | 3    | 5    | 0    | 0    | 2    | 1    | 1    | 1    | 2    | 17   |
| 9    | 0   | 0   | 0   | 0  | 0  | 0   | 0    | 0    | 0    | 0    | 0    | 0    | 0    | 0    | 0    | 0    |
| Sum  | 79  | 79  | 79  | 79 | 79 | 79  | 79   | 79   | 79   | 79   | 79   | 79   | 79   | 79   | 79   | 79   |

| Code | Q12B | Q12C | Q12D | Q12E | Q12F | Q12G | Q12H | Q12I | Q12J | Q12K | Q13A | Q13B | Q13C | Q13D | Q13E | Q13F |
|------|------|------|------|------|------|------|------|------|------|------|------|------|------|------|------|------|
| 0    | 0    | 0    | 0    | 0    | 0    | 0    | 0    | 0    | 0    | 0    | 0    | 0    | 0    | 0    | 0    | 0    |
| 1    | 3    | 9    | 4    | 14   | 13   | 42   | 6    | 12   | 2    | 9    | 3    | 12   | 12   | 11   | 12   | 3    |
| 2    | 11   | 23   | 7    | 14   | 21   | 20   | 16   | 21   | 3    | 11   | 22   | 16   | 23   | 21   | 22   | 15   |
| 3    | 3    | 12   | 5    | 38   | 15   | 6    | 35   | 2    | 9    | 2    | 9    | 12   | 20   | 28   | 24   | 19   |
| 4    | 18   | 13   | 14   | 6    | 18   | 4    | 14   | 15   | 36   | 14   | 23   | 21   | 10   | 8    | 9    | 19   |
| 5    | 28   | 8    | 4    | 1    | 6    | 0    | 2    | 14   | 20   | 37   | 14   | 13   | 10   | 9    | 9    | 19   |
| 6    | 0    | 0    | 0    | 0    | 0    | 0    | 0    | 0    | 0    | 0    | 0    | 0    | 0    | 0    | 0    | 0    |
| 7    | 1    | 3    | 4    | 1    | 1    | 2    | 1    | 1    | 1    | 1    | 2    | 1    | 1    | 1    | 1    | 1    |
| 8    | 15   | 11   | 41   | 5    | 5    | 5    | 5    | 14   | 8    | 5    | 6    | 4    | 3    | 1    | 2    | 3    |
| 9    | 0    | 0    | 0    | 0    | 0    | 0    | 0    | 0    | 0    | 0    | 0    | 0    | 0    | 0    | 0    | 0    |
| Sum  | 79   | 79   | 79   | 79   | 79   | 79   | 79   | 79   | 79   | 79   | 79   | 79   | 79   | 79   | 79   | 79   |

Medium City (Population 25,001-50,000)

| Code | Q13G | Q13H | Q13I | Q13J | Q13K | Q13L | Q13M | Q13N | Q13O | Q13P | Q14 | Q15 | Q16 | Q17 | Q18 | Q19 |
|------|------|------|------|------|------|------|------|------|------|------|-----|-----|-----|-----|-----|-----|
| 0    | 0    | 0    | 0    | 0    | 0    | 0    | 0    | 0    | 0    | 0    | 0   | 0   | 0   | 0   | 0   | 0   |
| 1    | 7    | 5    | 15   | 6    | 6    | 7    | 8    | 10   | 15   | 1    | 35  | 24  | 66  | 34  | 3   | 18  |
| 2    | 9    | 13   | 31   | 26   | 17   | 22   | 21   | 27   | 19   | 3    | 3   | 3   | 10  | 32  | 19  | 0   |
| 3    | 17   | 23   | 15   | 21   | 29   | 16   | 15   | 18   | 26   | 8    | 40  | 21  | 3   | 0   | 18  | 0   |
| 4    | 23   | 14   | 5    | 12   | 10   | 13   | 14   | 13   | 11   | 2    | 0   | 0   | 0   | 0   | 21  | 0   |
| 5    | 19   | 19   | 9    | 11   | 12   | 14   | 15   | 8    | 6    | 8    | 0   | 0   | 0   | 0   | 3   | 0   |
| 6    | 0    | 0    | 0    | 0    | 0    | 0    | 0    | 0    | 0    | 2    | 0   | 0   | 0   | 0   | 0   | 0   |
| 7    | 1    | 1    | 1    | 1    | 2    | 1    | 1    | 1    | 1    | 32   | 1   | 31  | 0   | 13  | 0   | 61  |
| 8    | 3    | 4    | 3    | 2    | 3    | 6    | 5    | 2    | 1    | 23   | 0   | 0   | 0   | 0   | 15  | 0   |
| 9    | 0    | 0    | 0    | 0    | 0    | 0    | 0    | 0    | 0    | 0    | 0   | 0   | 0   | 0   | 0   | 0   |
| Sum  | 79   | 79   | 79   | 79   | 79   | 79   | 79   | 79   | 79   | 79   | 79  | 79  | 79  | 79  | 79  | 79  |

Large City (Population >50,000)

| Code | Q2 | Q3A | Q3B | Q3C | Q3D | Q3E | Q3F | Q3G | Q3H | Q3I | Q3J | Q4 | Q5A | Q5B | Q5C |
|------|----|-----|-----|-----|-----|-----|-----|-----|-----|-----|-----|----|-----|-----|-----|
| 0    | 0  | 6   | 20  | 5   | 7   | 25  | 5   | 4   | 17  | 36  | 35  | 0  | 9   | 23  | 19  |
| 1    | 33 | 31  | 17  | 32  | 30  | 12  | 32  | 33  | 20  | 0   | 0   | 34 | 28  | 14  | 18  |
| 2    | 3  | 0   | 0   | 0   | 0   | 0   | 0   | 0   | 0   | 0   | 0   | 0  | 0   | 0   | 0   |
| 3    | 1  | 0   | 0   | 0   | 0   | 0   | 0   | 0   | 0   | 0   | 0   | 0  | 0   | 0   | 0   |
| 4    | 0  | 0   | 0   | 0   | 0   | 0   | 0   | 0   | 0   | 0   | 0   | 0  | 0   | 0   | 0   |
| 5    | 0  | 0   | 0   | 0   | 0   | 0   | 0   | 0   | 0   | 0   | 0   | 0  | 0   | 0   | 0   |
| 6    | 0  | 0   | 0   | 0   | 0   | 0   | 0   | 0   | 0   | 1   | 0   | 0  | 0   | 0   | 0   |
| 7    | 0  | 0   | 0   | 0   | 0   | 0   | 0   | 0   | 0   | 0   | 0   | 0  | 0   | 0   | 0   |
| 8    | 0  | 0   | 0   | 0   | 0   | 0   | 0   | 0   | 0   | 0   | 2   | 1  | 0   | 0   | 0   |
| 9    | 0  | 0   | 0   | 0   | 0   | 0   | 0   | 0   | 0   | 0   | 0   | 2  | 0   | 0   | 0   |
| Sum  | 37 | 37  | 37  | 37  | 37  | 37  | 37  | 37  | 37  | 37  | 37  | 37 | 37  | 37  | 37  |

| Code | Q5D | Q5E | Q5F | Q5G | Q5H | Q5I | Q5J | Q6A | Q6B | Q7A | Q7B | Q7C | Q7D | Q7E | Q7F | Q7G |
|------|-----|-----|-----|-----|-----|-----|-----|-----|-----|-----|-----|-----|-----|-----|-----|-----|
| 0    | 16  | 36  | 15  | 16  | 26  | 37  | 31  | 0   | 0   | 17  | 11  | 22  | 14  | 19  | 37  | 20  |
| 1    | 21  | 0   | 22  | 21  | 11  | 0   | 0   | 11  | 6   | 20  | 26  | 15  | 23  | 18  | 0   | 17  |
| 2    | 0   | 0   | 0   | 0   | 0   | 0   | 0   | 1   | 4   | 0   | 0   | 0   | 0   | 0   | 0   | 0   |
| 3    | 0   | 0   | 0   | 0   | 0   | 0   | 0   | 15  | 8   | 0   | 0   | 0   | 0   | 0   | 0   | 0   |
| 4    | 0   | 1   | 0   | 0   | 0   | 0   | 0   | 1   | 6   | 0   | 0   | 0   | 0   | 0   | 0   | 0   |
| 5    | 0   | 0   | 0   | 0   | 0   | 0   | 0   | 1   | 1   | 0   | 0   | 0   | 0   | 0   | 0   | 0   |
| 6    | 0   | 0   | 0   | 0   | 0   | 0   | 0   | 3   | 2   | 0   | 0   | 0   | 0   | 0   | 0   | 0   |
| 7    | 0   | 0   | 0   | 0   | 0   | 0   | 0   | 5   | 8   | 0   | 0   | 0   | 0   | 0   | 0   | 0   |
| 8    | 0   | 0   | 0   | 0   | 0   | 0   | 6   | 0   | 0   | 0   | 0   | 0   | 0   | 0   | 0   | 0   |
| 9    | 0   | 0   | 0   | 0   | 0   | 0   | 0   | 0   | 2   | 0   | 0   | 0   | 0   | 0   | 0   | 0   |
| Sum  | 37  | 37  | 37  | 37  | 37  | 37  | 37  | 37  | 37  | 37  | 37  | 37  | 37  | 37  | 37  | 37  |

Large City (Population >50,000)

| Code | Q7H | Q7I | Q7J | Q8 | Q9 | Q10 | Q11A | Q11B | Q11C | Q11D | Q11E | Q11F | Q11G | Q11H | Q11I | Q12A |
|------|-----|-----|-----|----|----|-----|------|------|------|------|------|------|------|------|------|------|
| 0    | 37  | 28  | 27  | 0  | 0  | 0   | 0    | 0    | 0    | 0    | 0    | 0    | 0    | 0    | 0    | 0    |
| 1    | 0   | 9   | 0   | 2  | 23 | 23  | 18   | 17   | 30   | 9    | 13   | 16   | 27   | 26   | 17   | 3    |
| 2    | 0   | 0   | 0   | 6  | 2  | 2   | 8    | 10   | 2    | 10   | 6    | 9    | 6    | 4    | 3    | 0    |
| 3    | 0   | 0   | 0   | 14 | 0  | 0   | 11   | 7    | 3    | 13   | 15   | 9    | 2    | 5    | 14   | 6    |
| 4    | 0   | 0   | 0   | 0  | 0  | 0   | 0    | 1    | 1    | 5    | 1    | 3    | 2    | 0    | 1    | 12   |
| 5    | 0   | 0   | 0   | 0  | 0  | 0   | 0    | 0    | 0    | 0    | 0    | 0    | 0    | 2    | 1    | 3    |
| 6    | 0   | 0   | 0   | 0  | 0  | 0   | 0    | 0    | 0    | 0    | 0    | 0    | 0    | 0    | 0    | 0    |
| 7    | 0   | 0   | 0   | 0  | 0  | 4   | 0    | 0    | 1    | 0    | 2    | 0    | 0    | 0    | 0    | 0    |
| 8    | 0   | 0   | 10  | 15 | 12 | 8   | 0    | 2    | 0    | 0    | 0    | 0    | 0    | 0    | 1    | 13   |
| 9    | 0   | 0   | 0   | 0  | 0  | 0   | 0    | 0    | 0    | 0    | 0    | 0    | 0    | 0    | 0    | 0    |
| Sum  | 37  | 37  | 37  | 37 | 37 | 37  | 37   | 37   | 37   | 37   | 37   | 37   | 37   | 37   | 37   | 37   |

| Code | Q12B | Q12C | Q12D | Q12E | Q12F | Q12G | Q12H | Q12I | Q12J | Q12K | Q13A | Q13B | Q13C | Q13D | Q13E | Q13F |
|------|------|------|------|------|------|------|------|------|------|------|------|------|------|------|------|------|
| 0    | 0    | 0    | 0    | 0    | 0    | 0    | 0    | 0    | 0    | 0    | 0    | 0    | 0    | 0    | 0    | 0    |
| 1    | 0    | 5    | 2    | 7    | 5    | 16   | 4    | 4    | 2    | 2    | 1    | 4    | 5    | 11   | 10   | 2    |
| 2    | 0    | 6    | 3    | 5    | 7    | 10   | 4    | 10   | 0    | 5    | 7    | 6    | 13   | 10   | 8    | 6    |
| 3    | 5    | 10   | 5    | 23   | 10   | 3    | 22   | 3    | 7    | 1    | 9    | 6    | 5    | 4    | 4    | 7    |
| 4    | 14   | 5    | 3    | 2    | 9    | 3    | 3    | 7    | 12   | 4    | 7    | 9    | 7    | 3    | 4    | 11   |
| 5    | 10   | 2    | 2    | 0    | 3    | 0    | 3    | 8    | 13   | 24   | 8    | 9    | 6    | 7    | 9    | 8    |
| 6    | 0    | 0    | 0    | 0    | 0    | 0    | 0    | 0    | 0    | 0    | 0    | 0    | 0    | 0    | 0    | 0    |
| 7    | 0    | 1    | 2    | 0    | 1    | 1    | 0    | 0    | 0    | 0    | 0    | 0    | 0    | 1    | 1    | 0    |
| 8    | 8    | 8    | 20   | 0    | 2    | 4    | 1    | 5    | 3    | 1    | 5    | 3    | 1    | 1    | 1    | 3    |
| 9    | 0    | 0    | 0    | 0    | 0    | 0    | 0    | 0    | 0    | 0    | 0    | 0    | 0    | 0    | 0    | 0    |
| Sum  | 37   | 37   | 37   | 37   | 37   | 37   | 37   | 37   | 37   | 37   | 37   | 37   | 37   | 37   | 37   | 37   |

Large City (Population >50,000)

| Code | Q13G | Q13H | Q13I | Q13J | Q13K | Q13L | Q13M | Q13N | Q13O | Q13P | Q14 | Q15 | Q16 | Q17 | Q18 | Q19 |
|------|------|------|------|------|------|------|------|------|------|------|-----|-----|-----|-----|-----|-----|
| 0    | 0    | 0    | 0    | 0    | 0    | 0    | 0    | 0    | 0    | 0    | 0   | 0   | 0   | 0   | 0   | 0   |
| 1    | 2    | 0    | 7    | 6    | 5    | 2    | 2    | 7    | 8    | 2    | 10  | 7   | 32  | 16  | 2   | 2   |
| 2    | 7    | 8    | 15   | 13   | 15   | 7    | 7    | 14   | 12   | 4    | 2   | 1   | 4   | 17  | 7   | 0   |
| 3    | 13   | 9    | 7    | 10   | 9    | 8    | 9    | 10   | 11   | 2    | 23  | 6   | 1   | 0   | 12  | 0   |
| 4    | 6    | 8    | 4    | 3    | 3    | 6    | 6    | 1    | 2    | 2    | 0   | 0   | 0   | 0   | 10  | 0   |
| 5    | 6    | 10   | 3    | 4    | 4    | 12   | 10   | 3    | 2    | 5    | 0   | 0   | 0   | 0   | 0   | 0   |
| 6    | 0    | 0    | 0    | 0    | 0    | 0    | 0    | 0    | 0    | 1    | 0   | 0   | 0   | 0   | 0   | 0   |
| 7    | 0    | 0    | 0    | 0    | 0    | 0    | 0    | 0    | 0    | 10   | 2   | 23  | 0   | 4   | 0   | 35  |
| 8    | 3    | 2    | 1    | 1    | 1    | 2    | 3    | 2    | 2    | 11   | 0   | 0   | 0   | 0   | 6   | 0   |
| 9    | 0    | 0    | 0    | 0    | 0    | 0    | 0    | 0    | 0    | 0    | 0   | 0   | 0   | 0   | 0   | 0   |
| Sum  | 37   | 37   | 37   | 37   | 37   | 37   | 37   | 37   | 37   | 37   | 37  | 37  | 37  | 37  | 37  | 37  |

## Additional comments (Question 19):

- I think that industry needs to have more considerations for things other than money when cutting trees. I know they already have strict guidelines but they seem to try to work around them.
- The forest industry needs to concentrate on more than just \$\$\$. Some do not care what happens to the environment, thus damaging the whole ecosystems.
- I come from SW PA and 3rd highest timber area in state and it hasn't really been bad for the area environmentally or economically.
- BMP – should become mandated by state laws.
- The forest industry has on many occasions raped the land and caused extensive damage to the general public without care. Better harvesting practices, watershed management and overall outlooks on forestry practices need critically to be examined.
- Good survey
- The forest industry has very good standards, they just need to be enforced better.
- Forestry is good.
- Forests are more important to our well being than factories, industry has too much power.
- We need to preserve more for wildlife.
- The forest is the last place for us to have and gain refuge from overwhelming cities. Without it and its plentiful recourse such as its wild game and striking beauty, I would be a damaging result to our society.
- I really haven't paid much attention to this issue. – I'm sorry I could not be of any more assistance, as I am not very familiar with forestry.
- I think everyone should learn about the forest industry.
- *For plantation forestry:* It depends on what the plantation replaces. – *For wildfire:* No answer to this one, Forests need the fire but they kill humans, downward spiral. – Ask president Bush for money.
- I can't believe that this area doesn't make more of an effort to promote recycling!
- I heavily disagree with clear cutting. Where I live there is a lot of clear cutting and it just makes the environment look bad and it doesn't help with anything. I think it is bad for the environment.
- Did not finish
- Forest management is a great thing.
- Forests are good. They make me happy!
- I am a forest management student – may bias your results!
- Let me know the results Karen, especially to #12 – clear-cutting and burning
- More education
- Thank you too. You are involved in life sustaining resources.
- This takes away class time.
- Wildlife managers and forest managers, as well as agricultural managers all need to work TOGETHER!
- Forest industry is definitely a good thing but there's always room for improvement.

- Without being very familiar with forestry and its management, this survey was difficult to fill out.
- I don't really know much about forestry. I've never even been camping, although I would like to someday. I love the outdoors. I think it is very important to preserve our forests.
- There should be stricter laws. Yes, West Virginia is beautiful, but for how long?
- Took a horticulture class in high school.
- Very excellent survey
- Good survey
- People think cutting trees are harmful. They never seen a clear cut that that has happen and compared it to a clear cut that is 10 years or old. Most of the kids in this area have never seen a forest older than 60 years.
- Nifty survey.
- More research i.e. Clear cuts, stream turbidity, less destructive means of harvesting i.e. (helicopter logging, etc.)
- Tree huggers are not all that bad!!
- Nice survey
- I don't know a god damn thing about forest management. If this is for practical research, I suggest you sample a more knowledgeable population.
- When I think of forestry I think of Smokey Bear.
- Different parts of the forest industry are better than others.
- Timber is a renewable, useable resource, however, more regulations on how the industries claim trees. For example, the trees that are needed must only be cut, not the whole hillside and taking the best lumber.
- I think that plantations are ok but must be done in a way that doesn't harm the area during harvesting.
- I think we should do all to protect and keep our forest. I do NOT believe in logging or clear-cutting. And I don't approve of hunting the wildlife.
- Stop mountaintop removal and the destruction of Bakers Ridge for petty transportation convenience – extend mountain bike trails; it brings more tourism than anything else.
- Sure
- People need to look at all possibilities before destroying land!
- Tree huggers rock and roll
- Legalize Marijuana and grow it a lot
- I really enjoy hiking, rock climbing, boating, rock jumping, everything in nature and forests, activities and the beauty.
- Trees are cool
- I love the woods
- I realize that there are many issues dealing with our nation's forests. I think that there should be more public knowledge regarding such issues (Ex. More publicity on the issues, so people are knowledgeable of the pressing issues).
- I like the FOREST!
- I really think we should protect the forest to help save the ANIMALS!
- The most important thing to me about forestry is saving and protecting wildlife!
- Hunting side noted as: very important for ? 12

- It is a concern that forests are thinning out. I feel that trees should be replaced when cut for purposes like paper.
- Some of these questions were difficult to answer because you assume that whoever reads this has some knowledge of the forest industry, it might be more effective if you make it so more people can understand it better.
- What a paradox here; about 150 brochures of 7 pages long about how to conserve forests. How about “don’t use paper for dumb shit!” (Brochure was designed to only use 2 sheets of paper!)
- Don’t know much about this subject.
- I feel we should take care of the forest as long as we can, and if they can help us.
- I know nothing about trees. In NY we don’t have any classes / concerns about this topic. It is completely different here.
- Thanks!
- More management of timber industry needs to be implemented.
- I think that the forest industry could improve in that harvesting technique could be better. Clear cutting should be disposed of all together.
- Let us mountain bike on BLM land! You can kill animals but not bike! Makes no sense to me (of course I’m a mountain biker and a vegetarian)! At least let us bike on established trails.
- If maintained and practiced well, forestry can always provide.
- Trees are good for us.
- Trees and products made thereof are very important and I feel that trees should be grown just as any other crop needed to sustain life. (Subject agreed with plantation forestry earlier in the survey).
- I have always enjoyed admiring Christ’s handiwork of creation in the forests I’ve frequently visited. It shows how intricate he works in detail and the power he has to create great trees and perfect systems, most of all that he made it all for our enjoyment. He wants to be a part of our lives.
- Some of the questions are misleading. Question 12 needs to be restated somehow.
- Forestry is important.
- If you guys are worried about trees, then why did you use all this paper for this survey?
- I realize someone needs to manage the forests, however it needs to be someone that knows the business and is trustworthy. We should try to preserve our natural world.
- Farmers should be growing hemp for use in paper instead of using trees. The paper is better anyway.
- This is a waste of my time.
- I am not exactly sure what forest management is, but if it is timbering forests, I am not really for it. However, if it is just maintaining forests for good purposes I don’t mind it.
- I believe that nature should not be tampered with no matter if it has a positive or a negative outcome. If we continue to try and “preserve” animals, forest life, etc. then we will only fail in taking away the true part of nature.
- Don’t know much about the subject. Not related with the outdoors.

- Survey would be better if forestry was explained to the students.
- On question 12, prescribed burning and wildfire would both have the same effect (positive) on a pine population v/s a maple (more specific).
- I'm a Forest Resource Management major.
- I don't know really anything about the industry to provide an opinion on how well it's going. I do care!
- We need the forest. It offers people a place where they can escape to when they can't take the world anymore.
- I like forests and their inhabitants.
- I really enjoyed working at summer camp for two years because it was pretty much in the woods and I really enjoy that.
- I have no idea what the forest industry does. If it is of important it would be nice to know about it.